

Presidium of Police Force Bureau of Border and Alien Police



Statistical overview of legal and illegal migration in the Slovak Republic

2011

CONTENT

1	LEGAL MIGRATION.....	8
1.1	Legal Migration by Border Type	8
1.2	Residence Permits granted in Slovakia.....	10
1.3	Visas.....	18
2	ILLEGAL MIGRATION.....	23
2.1	Illegal State Border Crossing of Slovakia	26
2.2	Illegal Stay in the Territory of the Slovak Republic	32
2.3	Unaccompanied Minors Apprehended for Illegal Border Crossing and Illegal Stay ...	39
2.4	Applications for Asylum.....	40
2.5	Counterfeiting and Alteration of Travel, Residence and Other Documents.....	44
2.6	Refusal of Entry	49
2.7	Facilitation of Illegal migration.....	53
2.7.1	Human Smuggling.....	53
2.7.2	Organized and Criminal Groups of Smuggling	54
2.8	Return Policy and Persons Taken Over to Slovakia.....	56
2.8.1	Readmission	56
2.8.2	Voluntary Returns	58
2.8.3	Dublin Transfers.....	59
2.8.4	Activities of Police Detention Centres for Aliens	62
2.8.5	Issued Decisions of Expulsion and Effective Returns	65
2.9	Unauthorized Transfer of Cigarettes through the External Border	67
2.10	Positive Hits in Police Records.....	69

DEFINITIONS OF APPLIED TERMS

As of 01. August 2011 has been changed a definition of Illegal state border crossing and Illegal stay on a territory of Slovak republic as a result of changes in methodology used for measuring illegal migration within Presidium of Police Force, Bureau of Border and Alien Police.

a) internal border - are sections of the state border of the SR, which represent the common land borders among the member states of Schengen area – what comprises sections of the state border of SR with Austria, Hungary, Czech Republic, Poland and airports for intra-schengen flights,

b) external border – are sections of the state border of the SR, which represent the common land border with non-member state, and airports for external flights (extra-schengen), what comprises **land border** – state border of SR with Ukraine, and **air border** – airport Bratislava, airport Poprad and airport Košice

c) illegal state border crossing – external border (land, air) – foreigner who illegally crossed or tried to cross illegally the state border of the SR, regardless of direction of crossing. It being understood that the time between crossing the state border and apprehension of the person is not more than 48 hours, furthermore this person is apprehended on a territory of SR by police patrol whose task is border control. To same category belongs also cases of readmission, where foreigner is apprehended outside of Slovak territory by authority of another country and is returned to Slovakia by this authority on a basis of readmission agreement. This category includes only specific cases of readmission, when foreigner previously crossed the state border illegally and a time frame between his/her apprehension by authority of another country and illegal crossing of common border is no more than 48 hours.

d) illegal stay on a territory of the SR – foreigner who was found to be illegally present in the territory of the SR, not in compliance with the national legislation, regardless the fact he entered the territory of the SR legally or illegally.

Disaggregation of illegal stay

- inland:

- **after legal entry to the SR** - this group represents foreigners who were apprehended inland for their illegal stay and were previously entered (could enter) to SR legally, but at the time of their control it came out that they are in a country illegally (overstayers),
- **after illegal entry to the SR** - this group represents foreigners who were apprehended inland for illegal stay and were previously entered to SR illegally,
- **after unknown entry to the SR** - this group represents foreigners who were apprehended inland for illegal stay, but there is no evidence that their previous entry to the SR was legally or illegally,

- **at the border crossing point at exit from the SR** - this group represents foreigners whose illegal stay in the SR was found during border control at BCP on exit from the SR,

- **persons apprehended by authorities of other country** - this group represents foreigners who were apprehended outside of the Slovak territory by authorities of another country and were returned to Slovak republic on a basis of Dublin Regulation or on a basis of readmission agreements and fulfills the definition of illegal stay on a territory of the SR,

- **on internal borders** - this category includes third country nationals who illegally crossed or tried to cross illegally internal borders and were apprehended by Slovak police patrol responsible for inland control near border area (internal borders),

e) refusal of entry - this category includes foreigners to whom was formally refused an entry to the SR in accordance with Article 13 of Schengen Borders Code, or in accordance with paragraph 6 Act. No. 48/2002 on Residence of Foreigners,

f) third country national – every person who has no citizenship of European Economic Area,

g) illegal migrant – person apprehended for illegal state border crossing or illegal stay,

h) readmission related to illegal migration – is handing over and taking over of foreigners according to readmission agreements when this person previously illegally crossed state border of Slovak Republic or illegally stayed in a country after illegal entry,

i) application for asylum – foreigner ask for asylum on a territory of Slovak Republic. This category includes also applications for asylum submitted repeatedly, applications submitted in detention centers for foreigners, prisons or children's home for unaccompanied minors etc.

j) visa - Schengen area member state permission or decision, which is requested for transit or entry with assumption of stay on a territory of member state or several member states. Type of visa which can be used follows:

- **airport transit visa (type A)** – permission or decision allowing third country national, which falls under this specific requirement, to enter transit zone off given airport, without possibility to enter to territory of given member state during stop over or crossing between two international flights,

- **short stay visa (type C)** – permission or decision of member state, requested for entry with intended stay in this member state for a period of time not exceeding three months,

- **long stay visa (type D)** - permission or decision of member state, which is requested for entry with intended stay in this member state for a period of time more than three months.

ABBREVIATIONS

AE – Administrative Expulsion

EEA – European Economic Area

EC – European Community

EU – European Union

BCP - Border Crossing Point

IBO - Evidence of blocked persons, vehicles and things at the Border Crossing Points

IOM – International Organization of Migration

IS – Information systems

MU PF – Mobile Unit of the Police Forces

MOI – Ministry of Interior of the SR

MFA – Ministry of Foreign Affairs of the SR

MIU PF – Mobile Intervention Unit of Police Forces

NUCIM – National Unit Combating Illegal Migration

PATRDOCNVIS – National Visa Information System

AU PF - Asylum Unit of the Police Forces

APU PF – Alien Police Unit of the Police Forces

APD – Alien Police Department of Bureau of Border and Alien Police

BCU PF – Border Control Unit of the Police Forces

CVAD – Central Visa Authority Department of Bureau of Border and Alien Police

PATRDOC – Evidence of search for documents

PATROS – Evidence of search for persons

PATRMV – Evidence of search for motor vehicles

PF – Police Forces

DAP – Directorate of Alien Police

DBP – Directorate of Border Police

DBAP – Directorate of Border and Alien Police

SIS – Schengen Information System

SR – the Slovak Republic

JE – Judicial Expulsion

BBAP - Bureau of Border and Alien Police

PDCA – Police detention center for aliens

INFORMATION

As of 1st of April 2011, Bureau of Border and Alien Police of Ministry of Interior was withdrawn from structure of Ministry of Interior and was integrated under Presidium of Police Force. As of this date DAP Nitra was cancelled. Alien Police Units previously under supervision of DAP Nitra were either transferred under responsibility of DBAP Bratislava (APU PF Nitra, Nové Zámky) and DAP Banská Bystrica (APU PF Trenčín) or cancelled (APU PF Prievidza and Púchov).

Under responsibility of DBAP Bratislava APU PF Skalica was cancelled. Under responsibility of DAP Banská Bystrica, APU PF Ružomberok and Veľký Krtíš were cancelled. Under responsibility of DBAP Prešov, APU PF Poprad, Stropkov and Rožňava were cancelled.

For statistical purpose about illegal state border crossing and illegal stay the following organizational list is valid:

DBAP Bratislava

- APU PF Bratislava
- APU PF Dunajská Streda
- APU PF Nitra
- APU PF Nové Zámky
- APU PF Trnava
- BCU PF Bratislava Ružinov – letisko
- AU PF Gbely Adamov
- MIU PF

DAP Banská Bystrica:

- APU PF Banská Bystrica
- APU PF Rimavská Sobota
- APU PF Trenčín
- APU PF Žilina

DBAP Prešov:

- APU PF Košice
- APU PF Michalovce
- APU PF Prešov
- BCU PF Košice – letisko
- BCU PF Poprad – letisko
- AU PF Humenné

DBP Sobrance:

- BCU PF Zboj
- BCU PF Topoľa
- BCU PF Ulič
- BCU PF Ubľa
- BCU PF Podhorod'
- BCU PF Petrovce
- BCU PF Maťovské Vojkovce
- BCU PF Veľké Slemence
- BCU PF Čierna nad Tisou

1 LEGAL MIGRATION

1.1 Legal Migration by Border Type

Overview of persons and vehicles having crossed the external borders legally at border crossing points by the direction of crossing in 2010 and 2011

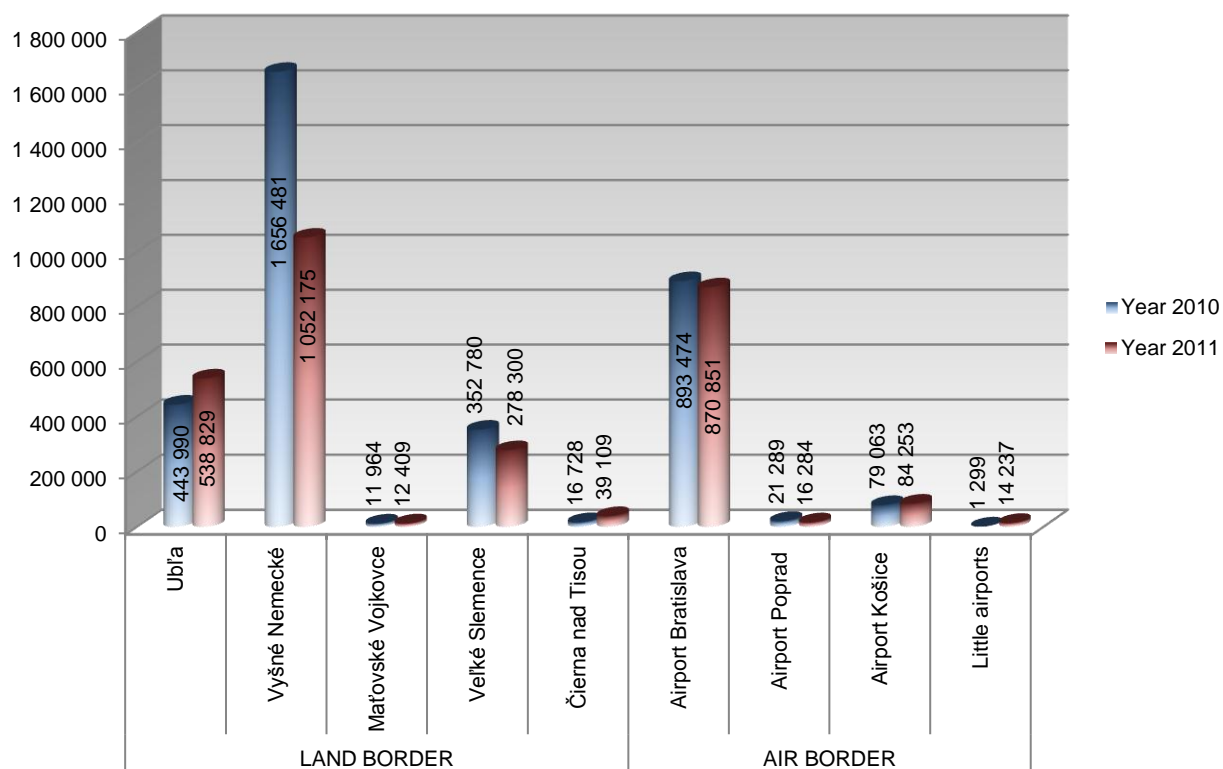
		2010		2011	
		from SR	to SR	from SR	to SR
LAND BORDER	Number of persons by the direction of crossing in total	1 224 808	1 257 135	936 074	984 748
	Thereof:	Nationals of EEA (including nationals of Slovak republic)		865 065	900 065
		Third country nationals		359 743	357 070
	Number of persons in total	2 481 943		1 920 822	
	Number of vehicles by the direction of crossing in total	424 331	454 517	385 713	405 449
	Thereof:	Passenger cars		365 526	386 978
		Buses		4 583	4 628
		Lorries		47 430	55 913
		Passenger trains		1 471	1 469
		Freight trains		5 321	5 529
	Number of vehicles in total	878 848		791 162	
AIR BORDER	Number of persons by the direction of crossing in total	502 119	493 006	498 736	486 889
	Thereof:	Nationals of EEA (including nationals of Slovak republic)		487 902	478 709
		Third country nationals		14 217	14 297
	Number of persons in total	995 125		985 625	
	Number of airplanes by the direction of crossing in total	4 644	4 646	4 749	4 708
	Number of airplanes in total	9 290		9 457	
Total number of persons		3 477 068		2 906 447	
Total number of vehicles		888 138		800 619	

Overview of persons and vehicles having crossed the external border legally by the individual border crossing points in 2010 and 2011

BCPs		2010		2011	
		Persons	Vehicles	Persons	Vehicles
LAND BORDER	Ublá	443 990	241 041	538 829	289 566
	Vyšné Nemecké	1 656 481	624 017	1 052 175	487 718
	Maťovské Vojkovce	11 964	6 275	12 409	6 087
	Veľké Slemence	352 780	---	278 300	---
	Čierna nad Tisou	16 728	7 515	39 109	7 791
AIR BORDER	Airport Bratislava	893 474	7 853	870 851	8 041
	Airport Poprad	21 289	432	16 284	313
	Airport Košice	79 063	946	84 253	951
	Little airports*	1 299	59	14 237	152
Total		3 477 068	888 138	2 906 447	800 619

* Little airports (letiská Piešťany, Sliach, Nitra, Žilina and Prievidza are BCPs on little airports according to Reg. EÚ C 134)

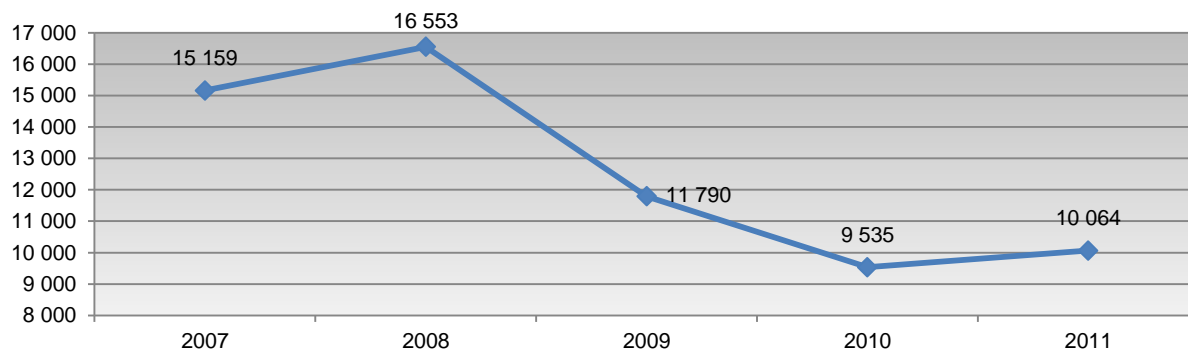
Overview of persons having crossed the external border legally by the individual border crossing points in 2010 and 2011



1.2 Residence Permits granted in Slovakia

Overview of residence permits granted in Slovakia per years

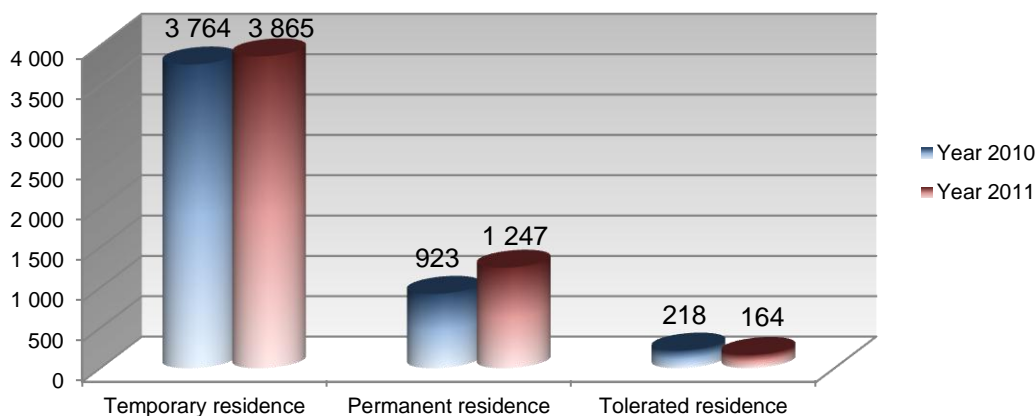
2007	2008	2009	2010	2011
15 159	16 553	11 790	9 535	10 064



Types of residence permits granted in 2010 and 2011

Types of residence	2010	2011
Temporary residence	3 764	3 865
Third country nationals	3 764	3 865
Permanent residence	5 505	5 998
Thereof: Third country nationals	923	1 247
Nationals of the European Economic Area	4 582	4 751
Tolerated residence	266	201
Thereof: Third country nationals	218	164
Nationals of the European Economic Area	48	37
Total	9 535	10 064
Thereof: Third country nationals	4 905	5 276
Nationals of the European Economic Area	4 630	4 788

Types of residence permits granted to third country nationals in 2010 and 2011



Types of residence permits granted to third country nationals by regions in 2010 and 2011

Regions		2010	2011
Bratislava Region		2 153	2 067
Thereof:	Temporary residence	1 750	1 568
	Permanent residence	357	426
	Tolerated residence	46	73
Trnava Region		458	547
Thereof:	Temporary residence	312	395
	Permanent residence	73	134
	Tolerated residence	73	18
Trenčín Region		242	236
Thereof:	Temporary residence	161	164
	Permanent residence	74	70
	Tolerated residence	7	2
Nitra Region		429	434
Thereof:	Temporary residence	304	322
	Permanent residence	86	103
	Tolerated residence	39	9
Žilina Region		411	561
Thereof:	Temporary residence	320	428
	Permanent residence	87	123
	Tolerated residence	4	10
Banská Bystrica Region		243	318
Thereof:	Temporary residence	158	202
	Permanent residence	66	106
	Tolerated residence	19	10
Prešov Region		388	375
Thereof:	Temporary residence	305	236
	Permanent residence	79	134
	Tolerated residence	4	5
Košice Region		581	738
Thereof:	Temporary residence	454	550
	Permanent residence	101	151
	Tolerated residence	26	37
Total		4 905	5 276
Thereof:	Temporary residence	3 764	3 865
	Permanent residence	923	1 247
	Tolerated residence	218	164

Residence permits granted to third country nationals in 2011 - TOP 40

Nationality	2011			
	Total	Thereof:		
		Temporary residence	Permanent residence	Tolerated Residence
Ukraine	1 016	797	197	22
Serbia	662	625	32	5
Korea Republic	533	459	74	-
China	448	217	227	4
Russian Federation	446	346	87	13
Viet Nam	322	102	186	34
United States	252	210	38	4
Turkey	183	156	20	7
Macedonia	146	98	45	3
Croatia	95	74	20	1
Thailand	61	50	10	1
Afghanistan	56	44	5	7
India	56	42	8	6
Kazakhstan	53	49	4	-
Belarus	49	32	15	2
Brazil	43	28	14	1
Japan	43	34	9	-
Libyan Arab Jamahiriya	42	32	2	8
Somalia	41	40	1	-
Egypt	37	13	19	5
Canada	36	29	7	-
Iran	33	22	10	1
Georgia	32	21	8	3
Mexico	30	20	10	-
Armenia	28	22	5	1
Taiwan	27	25	1	1
Syrian Arab Republic	25	14	11	-
Indonesia	24	20	4	-
Nigeria	24	2	19	3
Saudi Arabia	24	22	1	1
Philippines	22	14	8	-
Uzbekistan	22	17	5	-
Palestinian Territory Occupied	21	10	8	3
Bosnia and Herzegovina	20	13	5	2
Australia	19	9	10	-
Israel	17	11	6	-
Tunisia	15	3	10	2
Bangladesh	14	11	1	2
Pakistan	14	6	6	2
Albania	13	7	6	-
Other	232	119	93	20
Total	5 276	3 865	1 247	164

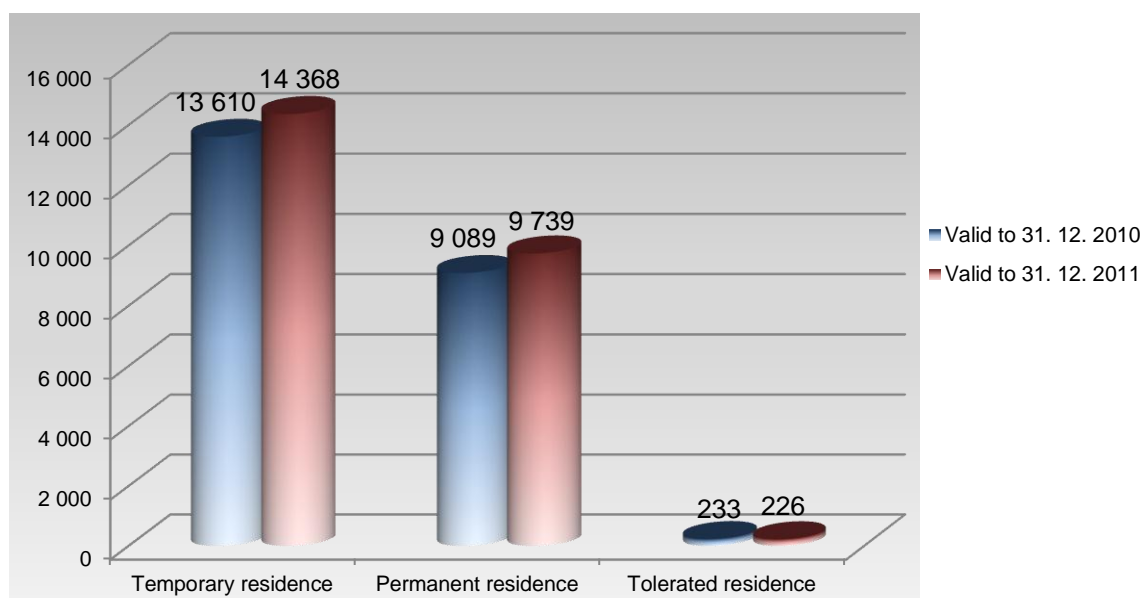
Residence permits granted to third country nationals in 2010 - TOP 40

Nationality	2010			
	Total	Thereof:		
		Temporary residence	Permanent residence	Tolerated Residence
Ukraine	1 068	877	158	33
Serbia	532	484	37	11
Korea Republic	481	394	87	-
Russian Federation	364	256	93	15
China	357	282	63	12
Viet Nam	290	190	66	34
United States	249	195	52	2
Turkey	180	152	25	3
Macedonia	100	68	30	2
Croatia	92	68	23	1
India	86	61	21	4
Libyan Arab Jamahiriya	78	57	2	19
Mexico	72	64	8	-
Japan	71	68	3	-
Brazil	50	33	17	-
Afghanistan	46	44	2	-
Belarus	45	37	8	-
Iran	39	30	7	2
Israel	33	21	12	-
Thailand	32	28	4	-
Malaysia	31	3	1	27
Kazakhstan	30	25	4	1
Egypt	29	11	16	2
Australia	28	20	8	-
Taiwan	25	23	2	-
Indonesia	24	21	3	-
Georgia	23	18	3	2
Somalia	22	22	-	-
Tunisia	20	1	19	-
Saudi Arabia	19	18	-	1
Nigeria	18	3	12	3
Iraq	16	9	7	-
Kuwait	14	5	1	8
Syrian Arab Republic	14	8	4	2
Mongolia	13	12	1	-
Pakistan	13	2	6	5
Palestinian Territory Occupied	13	7	4	2
Armenia	12	9	1	2
Bosnia and Herzegovina	12	3	8	1
Lebanon	12	3	8	1
Other	252	132	97	23
Total	4 905	3 764	923	218

Types of valid residence permits at the end of reference years 2010 and 2011

Types of residence		valid to 31.12. 2010	valid to 31.12. 2011
Temporary residence		13 800	14 550
Thereof:	Third country nationals	13 610	14 368
	Nationals of the European Economic Area	190	182
Permanent residence		48 469	51 332
Thereof:	Third country nationals	9 089	9 739
	Nationals of the European Economic Area	39 380	41 593
Tolerated residence		315	309
Thereof:	Third country nationals	233	226
	Nationals of the European Economic Area	82	83
Total		62 584	66 191
Thereof:	Third country nationals	22 932	24 333
	Nationals of the European Economic Area	39 652	41 858

Types of valid residence permits at the end of reference years 2010 and 2011 (valid to 31.12.)



Types of valid residence permits at the end of reference years 2010 and 2011 held by third country nationals by regions

		valid to 31.12. 2010	valid to 31.12. 2011
Bratislava Region		8 960	9 395
Thereof:	Temporary residence	6 106	6 313
	Permanent residence	2 747	2 961
	Tolerated residence	107	121
Trnava Region		2 044	2 173
Thereof:	Temporary residence	1 288	1 350
	Permanent residence	684	771
	Tolerated residence	72	52
Trenčín Region		1 352	1 353
Thereof:	Temporary residence	726	707
	Permanent residence	617	642
	Tolerated residence	9	4
Nitra Region		1 924	2 049
Thereof:	Temporary residence	1 037	1 099
	Permanent residence	881	938
	Tolerated residence	6	12
Žilina Region		1 520	1 747
Thereof:	Temporary residence	810	1 017
	Permanent residence	704	726
	Tolerated residence	6	4
Banská Bystrica Region		1 366	1 525
Thereof:	Temporary residence	699	765
	Permanent residence	656	746
	Tolerated residence	11	14
Prešov Region		2 349	2 381
Thereof:	Temporary residence	1 226	1 164
	Permanent residence	1 123	1 216
	Tolerated residence	0	1
Košice Region		3 417	3 710
Thereof:	Temporary residence	1 718	1 953
	Permanent residence	1 677	1 739
	Tolerated residence	22	18
Total		22 932	24 333
Thereof:	Temporary residence	13 610	14 368
	Permanent residence	9 089	9 739
	Tolerated residence	233	226

**Valid residence permits at the end of reference year 2011 held by third country nationals
- TOP 40**

Nationality	valid to 31.12. 2011			
	Total	Thereof:		
		Temporary residence	Permanent residence	Tolerated residence
Ukraine	6 091	3 508	2 546	37
Serbia	4 311	3 890	412	9
Russian Federation	2 165	938	1 220	7
Viet Nam	1 974	868	1 059	47
China	1 739	943	791	5
Korea Republic	1 552	1 078	474	-
United States	855	449	404	2
Macedonia	540	220	311	9
Croatia	457	162	287	8
Turkey	341	185	149	7
India	213	124	75	14
Belarus	205	90	113	2
Libyan Arab Jamahiriya	192	172	19	1
Japan	183	106	77	-
Afghanistan	165	134	29	2
Thailand	164	126	38	-
Egypt	144	22	119	3
Israel	127	69	58	-
Iran	122	63	58	1
Brazil	116	53	63	-
Kazakhstan	114	75	39	-
Canada	111	58	52	1
Bosnia and Herzegovina	107	18	85	4
Saudi Arabia	106	102	4	-
Mexico	105	68	35	2
Nigeria	99	6	91	2
Republic of Moldova	91	35	37	19
Armenia	88	39	48	1
Syrian Arab Republic	87	36	51	-
Tunisia	86	4	81	1
Georgia	74	50	22	2
Australia	70	29	41	-
Pakistan	66	16	40	10
Albania	64	7	55	2
Lebanon	64	21	43	-
Stateless	63	10	47	6
Cuba	62	9	53	-
Somalia	62	60	2	-
Indonesia	59	47	12	-
Palestinian Territory, Occupied	59	32	27	-
Other	1 040	446	572	22
Total	24 333	14 368	9 739	226

**Valid residence permits at the end of reference year 2010 held by third country nationals
- TOP 40**

Nationality	valid to 31.12. 2010			
	Total	Thereof:		
		Temporary residence	Permanent residence	Tolerated residence
Ukraine	5 786	3 294	2 447	45
Serbia	3 826	3 407	411	8
Viet Nam	2 032	1 087	910	35
Russian Federation	1 942	780	1 152	10
China	1 729	1 136	582	11
Korea Republic	1 592	983	609	-
United States	843	441	402	-
Macedonia	455	169	277	9
Croatia	414	131	276	7
Turkey	322	184	134	4
Japan	230	143	87	-
Belarus	204	100	102	2
India	194	114	70	10
Libyan Arab Jamahiriya	179	155	17	7
Israel	156	95	61	-
Thailand	133	104	29	-
Afghanistan	128	100	26	2
Egypt	124	14	107	3
Iran	114	67	46	1
Brazil	106	54	52	-
Saudi Arabia	103	99	4	-
Mexico	100	72	26	2
Bosnia and Herzegovina	98	14	82	2
Canada	90	43	46	1
Republic of Moldova	89	32	38	19
Nigeria	89	10	79	-
Tunisia	81	3	77	1
Australia	78	44	34	-
Syrian Arab Republic	73	29	41	3
Kazakhstan	72	36	36	-
Lebanon	70	31	39	-
Armenia	69	22	45	2
Stateless	67	9	51	7
Iraq	64	40	21	3
South Africa	61	20	41	-
Albania	60	4	54	2
Indonesia	59	51	8	-
Georgia	58	41	15	2
Cuba	57	14	43	-
Pakistan	55	9	36	10
Other	930	429	476	25
Total	22 932	13 610	9 089	233

1.3 Visas

Request for visas and visas granted according to type of the visas on Embassies of Slovak republic and according to citizenship for 2011 year– TOP 20

Nationality	2011							
	Total	Consultations to visa applications			Total	Approving		
		Visa type A	Visa type C	Visa type D		Visa type A	Visa type C	Visa type D
Ukraine	40 882	-	40 436	446	40 381	-	39 962	419
Russian Federation	18 147	2	18 037	108	18 068	-	17 945	123
Belarus	4 083	1	4 068	14	4 055	-	4 041	14
Turkey	1 164	-	1 070	94	1 091	-	998	93
China	1 138	-	990	148	1 098	-	946	152
Kuwait	943	-	943	-	929	-	929	-
India	635	-	609	26	568	-	543	25
Georgia	624	-	613	11	594	-	583	11
Egypt	471	-	467	4	364	-	360	4
Viet Nam	455	-	386	69	412	-	344	68
Kazakhstan	439	-	427	12	436	-	425	11
Philippines	432	-	426	6	385	-	379	6
Syrian Arab Republic	397	-	386	11	271	-	260	11
South Africa	284	-	282	2	279	-	277	2
Iran	278	-	243	35	245	-	215	30
Lebanon	235	-	235		235	-	235	-
Indonesia	226	-	217	9	228	-	219	9
Areas not elsewhere specified (Kosovo)	226	2	224	-	218	-	218	-
Iraq	180	-	178	2	154	-	152	2
Thailand	180	-	139	41	180	-	139	41
Other	2 063	-	1 839	224	1 791	-	1 582	209
Total	73 482	5	72 215	1262	71 982	0	70 752	1 230

Data source : APD BBAP from NVIS MFA

Request for visas and visas granted according to type of the visas on Embassies of Slovak republic and according to citizenship for 2010 year– TOP 20

Nationality	2010								
	Total	Consultations to visa applications				total	Approving		
		Visa type A	Visa type C	Visa type D	Visa type C,D		Visa type A	Visa type C	Visa type D
Ukraine	22 820	-	22 528	292	-	22 657	-	22 311	346
Russian Federation	13 505	2	13 471	32	-	13 339	-	13 280	59
Belarus	2 631	-	2 612	19	-	2 586	-	2 564	22
Turkey	1 027	-	959	68	-	982	-	915	67
Kuwait	853	-	853	-	-	838	-	838	-
China	786	-	648	138	-	695	-	558	137
Bosnia a Herzegovina	727	-	726	1	-	726	-	725	1
Georgia	649	-	639	10	-	640	-	630	10
India	529	1	485	43	-	489	-	446	43
Libyan Arab Jamahiriya	434	-	418	16	-	391	-	375	16
Egypt	420	-	409	9	2	328	-	319	9
Iran	380	-	348	32	-	317	-	285	32
South Africa	380	2	373	5	-	380	-	375	5
Republic of Moldova	362	-	361	1	-	281	-	280	1
Kazakhstan	361	-	352	9	-	356	-	348	8
Lebanon	344	-	343	1	-	331	-	330	1
Philippines	337	-	337	-	-	300	-	300	-
Viet Nam	317	-	242	62	13	308	-	241	67
Taiwan	274	-	270	4	-	255	-	252	3
Syrian Arab Republic	263	-	257	6	-	205	-	200	5
Other	2 474	-	2 370	104	-	2 048	-	1 797	251
Total	49 873	5	49 001	852	15	48 452	0	47 369	1 083

Data source : APD BBAP from NVIS MFA

Security checks about requests for visas sent from MFA SR in 2010 and 2011

Month	2010				2011			
	Total	Thereof the opinion of CVAD:			Total	Thereof the opinion of CVAD:		
		approving	disapproving	binding		approving	disapproving	binding
January	3 410	3 405	5	-	3 986	3 976	10	-
February	3 318	3 313	5	-	4 183	4 172	11	-
March	4 648	4 633	15	-	5 374	5 365	9	-
April	4 463	4 454	9	-	6 140	6 134	6	-
May	4 911	4 900	11	-	6 340	6 332	8	-
June	8 225	8 216	9	-	9 745	9 736	9	-
July	6 602	6 596	6	-	7 047	7 041	6	-
August	4 898	4 891	7	-	6 216	6 204	12	-
September	3 814	3 812	2	-	4 923	4 913	10	-
October	4 267	4 258	9	-	5 099	5 092	5	2
November	5 809	5 805	4	-	6 749	6 737	12	-
December	12 694	12 686	8	-	13 649	13 638	11	-
Total	67 059	66 969	90	0	79 451	79 340	109	2

Data source: APD BBAP

Security checks about requests for visas sent from other EU embassies years: 2010 and 2011

Month	2010			2011		
	Total	Thereof the opinion of CVAD:		Total	Thereof the opinion of CVAD:	
		approving	disapproving		approving	disapproving
January	34 824	34 806	18	37 912	37 892	20
February	37 973	37 953	20	38 226	38 211	15
March	45 464	45 438	26	42 197	42 183	14
April	44 185	44 173	12	42 460	42 449	11
May	58 620	58 605	15	62 861	62 850	11
June	70 190	70 178	12	66 024	66 011	13
July	58 188	58 175	13	54 361	54 348	13
August	55 745	55 730	15	53 244	53 232	12
September	46 930	46 919	11	45 512	45 502	10
October	43 693	43 676	17	43 956	43 937	19
November	38 630	38 616	14	39 461	39 451	10
December	36 651	36 629	22	34 541	34 533	8
Total	571 093	570 898	195	560 755	560 599	156

Data source: APD BBAP

Disapproving opinion of Department of Central Visa Authority to the application for granting visa on the basis of positive hits according to Article 96 of Schengen Agreement by nationality in 2011

Nationality	Total	Thereof:	
		MFA	VIS
Nigeria	49	2	47
Ukraine	40	40	-
Pakistan	25	-	25
Iran	22	1	21
Egypt	19	1	18
Libyan Arab Jamahiriya	16	1	15
Iraq	11	1	10
Bangladesh	5	-	5
Russian Federation	4	4	-
Georgia	3	3	-
India	3	3	-
Turkey	3	3	-
Syrian Arab Republic	2	2	-
Uzbekistan	2	2	-
Viet Nam	2	2	-
Lebanon	2	2	-
Afghanistan	1	-	1
Belarus	1	1	-
Republic of Moldova	1	1	-
Serbia	1	1	-
Areas not elsewhere specified (Kosovo)	1	1	-
Tunisia	1	1	-
Total	214	72	142

Number of invitations verified by Alien Police Units of the Police Force in 2010 and 2011

Invitations		2010	2011
Official		1 256	1 394
Private		1 921	2 232
The number of verifications made total		3 177	3 626
Thereof:	Total number of verified invitations	3 047	3 470
	Total number of unverified invitations	130	156

Data source: APD BBAP

Number of executed security checks about invitations for Alien Police Units of the Police Force by nationality in 2011 - TOP 10

Nationality	Total	Invitations	
		Official	Private
Ukraine	1 036	101	935
China	554	431	123
Russian Federation	299	69	230
India	267	205	62
Viet Nam	186	95	91
Iran	166	112	54
Egypt	153	58	95
Turkey	123	13	110
Nigeria	106	59	47
Syrian Arab Republic	96	39	57
Other	640	212	428
Total	3 626	1 394	2 232

Disapproving opinion of the Central Visa Authority Department to the invitations according to Article 96 of Schengen Agreement by nationality and invitations in 2011

Nationality	Total	Thereof disapproving opinion CVAD:	
		Private invitations	Official invitations
Mongolia	1	-	1
Areas not elsewhere specified (Kosovo)	1	-	1
Pakistan	1	-	1
Turkey	1	-	1
Ukraine	1	-	1
Total	5	0	5

Data source: APD BBAP

2 ILLEGAL MIGRATION

Overview of illegal migration in the territory of the SR in 2011

		Total	Thereof:	
			to SR	from SR
ILLEGAL STATE BORDER CROSSING	External land border between BCPs	340	337	3
	External land border at BCPs	50	47	3
	External air border	0	0	0
	Total	390	384	6
ILLEGAL STAY	Inland after legal entry to SR	198	---	---
	Inland after illegal entry to SR	328		
	Inland after unknown entry to SR	25		
	At BCPs at the exit from SR	228		
	Persons apprehended by authorities of other country	50		
	Inland borders	0		
	Total	829		
Total		1 219		

Overview of illegal migration in the territory of the SR in 2010

		Total	Thereof:	
			to SR	from SR
ILLEGAL STATE BORDER CROSSING	External borders	507	490	17
	Thereof:			
	Land border between BCPs	477	477	0
	Land border at BCPs	18	9	9
	airports (non-schengen lines)	12	4	8
Internal borders	9	4	5	
Total	516	494	22	
ILLEGAL STAY	Inland after legal entry	323	---	---
	Inland after illegal entry	495		
	At BCPs at the exit from SR	143		
	Total	961		
Total		1 477		

Overview of illegal migration in the territory of SR by nationality in 2011

Nationality	Illegal migration Total	ILLEGAL STATE BORDER CROSSING			ILLEGAL STAY					
		Land border:		Airports	Inland after:			Detections at the BCPs at the exit	Apprehended by other country	Internal border
		Between BCPs	At BCPs		Legal entry	Illegal entry	Unknown			
Ukraine	400	16	31	-	70	67	3	212	1	-
Somalia	215	111	-	-	-	90	14	-	-	-
Republic of Moldova	110	75	2	-	-	31	-	2	-	-
Afghanistan	77	39	-	-	1	27	-	-	10	-
Russian Federation	64	36	2	-	8	11	-	4	3	-
Georgia	45	41	-	-	-	4	-	-	-	-
Viet Nam	45	6	-	-	22	6	5	3	3	-
China	30	-	-	-	22	5	2	-	1	-
Turkey	25	-	-	-	6	13	-	2	4	-
Pakistan	17	2	-	-	1	10	-	-	4	-
Macedonia	15	-	-	-	9	2	-	-	4	-
Serbia	14	-	-	-	2	3	1	-	8	-
Armenia	11	3	1	-	1	6	-	-	-	-
Iraq	10	-	-	-	1	8	-	-	1	-
Democratic Republic of the Congo	10	-	10	-	-	-	-	-	-	-
Korea rep.	8	-	-	-	8	-	-	-	-	-
Bangladesh	8	3	-	-	1	4	-	-	-	-
India	7	-	-	-	2	5	-	-	-	-
Syrian Arab Republic	7	4	-	-	1	2	-	-	-	-
United States	7	-	-	-	7	-	-	-	-	-
Libyan Arab Jamahiriya	6	-	-	-	3	3	-	-	-	-
Algeria	5	-	-	-	-	4	-	-	1	-
Kazakhstan	5	-	-	-	1	-	-	4	-	-
Nigeria	5	-	-	-	-	5	-	-	-	-
Belarus Federation	4	1	2	-	-	-	-	1	-	-
Croatia	4	-	-	-	3	-	-	-	1	-
Egypt	4	-	-	-	2	1	-	-	1	-
Iran	4	-	-	-	3	1	-	-	-	-
Lebanon	4	-	-	-	-	-	-	-	4	-
Bulgaria	3	-	-	-	1	2	-	-	-	-
Brazil	3	-	-	-	3	-	-	-	-	-
Mongolia	3	-	-	-	2	-	-	-	1	-
Côte d'Ivoire	3	-	-	-	-	3	-	-	-	-
Romania	3	-	-	-	2	-	-	-	1	-
Tunisia	3	-	-	-	2	1	-	-	-	-
Angola	2	-	2	-	-	-	-	-	-	-
Azerbaijan	2	-	-	-	-	2	-	-	-	-
Benin	2	-	-	-	2	-	-	-	-	-
Ethiopia	2	1	-	-	-	1	-	-	-	-
Canada	2	-	-	-	2	-	-	-	-	-
Kuwait	2	-	-	-	1	1	-	-	-	-
Areas not elsewhere specified (Kosovo)	2	-	-	-	-	1	-	-	1	-
Palestinian Territory Occupied	2	-	-	-	-	2	-	-	-	-



is continuing on the next page



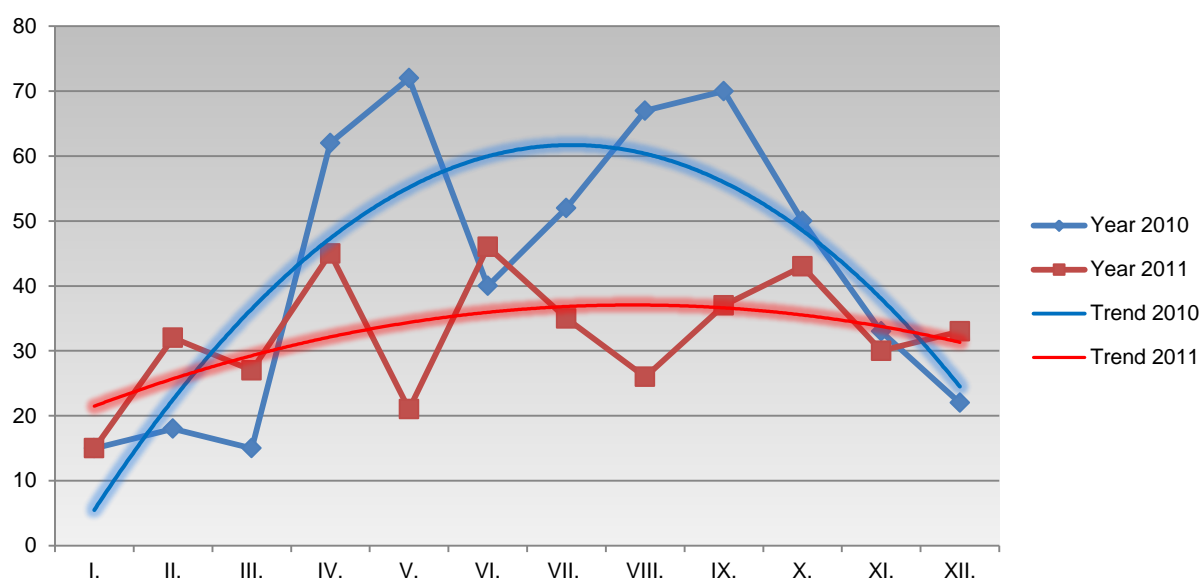
continued from the previous page

Nationality	Illegal migration Total	ILLEGAL STATE BORDER CROSSING			ILLEGAL STAY					
		Land border:			Inland after:			Detections at the BCPs at the exit	Apprehended by other country	Internal border
		Between BCPs	At BCPs	Airports	Legal entry	Illegal entry	Unknown			
Stateless	1	-	-	-	-	1	-	-	-	-
Bosnia and Herzegovina	1	-	-	-	-	1	-	-	-	-
France	1	1	-	-	-	-	-	-	-	-
Israel	1	-	-	-	1	-	-	-	-	-
Jordan	1	-	-	-	1	-	-	-	-	-
South Africa	1	-	-	-	1	-	-	-	-	-
Cameroon	1	-	-	-	1	-	-	-	-	-
Kenya	1	-	-	-	1	-	-	-	-	-
Kyrgyzstan	1	1	-	-	-	-	-	-	-	-
Cuba	1	-	-	-	-	1	-	-	-	-
Laos People's Democratic Republic	1	-	-	-	1	-	-	-	-	-
Morocco	1	-	-	-	-	1	-	-	-	-
Mexico	1	-	-	-	1	-	-	-	-	-
Namibia	1	-	-	-	1	-	-	-	-	-
Unknown	1	-	-	-	-	-	-	-	1	-
Poland	1	-	-	-	-	1	-	-	-	-
Saudi Arabia	1	-	-	-	1	-	-	-	-	-
Senegal	1	-	-	-	-	1	-	-	-	-
Thailand	1	-	-	-	-	1	-	-	-	-
Total	1 219	340	50	0	198	328	25	228	50	0

2.1 Illegal State Border Crossing of Slovakia

Overview of illegal state border crossing by months in 2010 and 2011

	Total	I.	II.	III.	IV.	V.	VI.	VII.	VIII.	IX.	X.	XI.	XII.
2010	516	15	18	15	62	72	40	52	67	70	50	33	22
2011	390	15	32	27	45	21	46	35	26	37	43	30	33



Overview of illegal state border crossing by nationality, place and direction in 2011

Nationality	ILLEGAL STATE BORDER CROSSING			Thereof:					
				Land border between BCPs		Land border at BCPs		Air border (non-Schengen flights)	
	Total	Thereof:		to SR	from SR	to SR	from SR	to SR	from SR
		to SR	from SR						
Somalia	111	111	-	111	-	-	-	-	-
Republic of Moldova	77	77	-	75	-	2	-	-	-
Ukraine	47	44	3	16	-	28	3	-	-
Georgia	41	41	-	41	-	-	-	-	-
Afghanistan	39	39	-	39	-	-	-	-	-
Russian Federation	38	36	2	34	2	2	-	-	-
Democratic Republic of the Congo	10	10	-	-	-	10	-	-	-
Viet Nam	6	6	-	6	-	-	-	-	-
Armenia	4	4	-	3	-	1	-	-	-
Syrian Arab Republic	4	4	-	4	-	-	-	-	-
Bangladesh	3	3	-	3	-	-	-	-	-
Belarus Federation	3	3	-	1	-	2	-	-	-
Angola	2	2	-	-	-	2	-	-	-
Pakistan	2	2	-	2	-	-	-	-	-
Ethiopia	1	1	-	1	-	-	-	-	-
France	1	-	1	-	1	-	-	-	-
Kyrgyzstan	1	1	-	1	-	-	-	-	-
Total	390	384	6	337	3	47	3	0	0

Overview of illegal state border crossing by nationality, place and direction in 2010

Nationality	ILLEGAL STATE BORDER CROSSING			Thereof:					
				Land border between BCPs		Land border at BCPs		Air border (non-Schengen flights)	
	Total	Thereof:		to SR	from SR	to SR	from SR	to SR	from SR
		to SR	from SR						
Republic of Moldova	175	175	-	175	-	-	-	-	-
Afghanistan	100	100	-	100	-	-	-	-	-
Georgia	68	68	-	67	-	1	-	-	-
Ukraine	55	46	9	39	-	7	9	-	-
Somalia	46	46	-	46	-	-	-	-	-
Russian Federation	16	16	-	16	-	-	-	-	-
Pakistan	8	8	-	8	-	-	-	-	-
Armenia	6	6	-	6	-	-	-	-	-
Iran	6	1	5	1	-	-	-	-	5
Palestinian Territory Occupied	6	6	-	6	-	-	-	-	-
Nigeria	5	2	3	2	-	-	-	-	3
Unknown	4	4	-	-	-	-	-	4	-
India	2	2	-	2	-	-	-	-	-
China	2	2	-	2	-	-	-	-	-
Iraq	2	2	-	2	-	-	-	-	-
Turkey	2	2	-	1	-	1	-	-	-
Bangladesh	1	1	-	1	-	-	-	-	-
Stateless	1	1	-	1	-	-	-	-	-
Belarus	1	1	-	1	-	-	-	-	-
Rwanda	1	1	-	1	-	-	-	-	-
Total	507	490	17	477	0	9	9	4	8

Overview about illegal state border crossing by modus operandi in 2011

Methods of illegal state border crossing		Number of migrants
LAND BORDER	At BCPs total:	50
	Thereof: False/counterfeit travel document	24
	False/counterfeit visa, residence permit	25
	Avoiding border control	1
	Between BCPs total:	340
	Thereof: On foot, without travel document	278
	On foot with own genuine travel document	61
Person with alert for refusal of entry based on record at inland security records	1	
At BCPs and between BCPs total:		390
AIR BORDER	At BCPs total:	0
Total		390

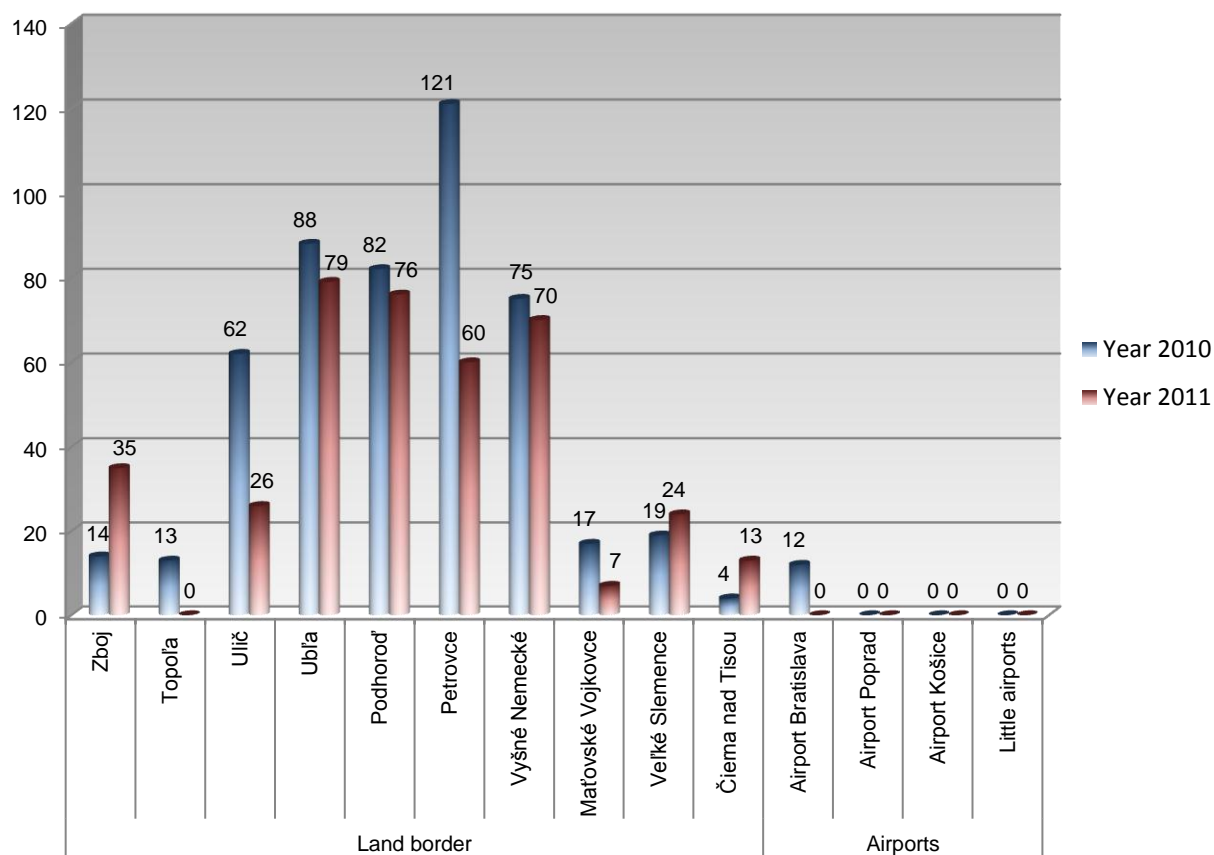
Overview about illegal state border crossing by individual BCU PF in 2011

Nationality	Total	BCU PF:													
		Zboj	Topoľa	Ulič	Ubl'a	Podhorod'	Petrovce	Vyšné Nemecké	Maťovské Vojkovce	Veľké Slemence	Čierna nad Tisou	Airport Bratislava	Airport Poprad	Airport Košice	Little airports
Somalia	111	29	-	13	34	35	-	-	-	-	-	-	-	-	-
Republic of Moldova	77	-	-	4	18	11	27	17	-	-	-	-	-	-	-
Ukraine	47	-	-	1	8	2	6	29	-	1	-	-	-	-	-
Georgia	41	-	-	-	6	4	9	6	5	11	-	-	-	-	-
Afghanistan	39	-	-	8	6	9	6	4	-	6	-	-	-	-	-
Russian Federation	38	-	-	-	6	9	11	7	-	2	3	-	-	-	-
Democratic Republic of the Congo	10	-	-	-	-	-	-	2	-	-	8	-	-	-	-
Viet Nam	6	6	-	-	-	-	-	-	-	-	-	-	-	-	-
Armenia	4	-	-	-	1	-	-	-	2	-	1	-	-	-	-
Syrian Arab Republic	4	-	-	-	-	-	-	-	-	4	-	-	-	-	-
Bangladesh	3	-	-	-	-	3	-	-	-	-	-	-	-	-	-
Belarus	3	-	-	-	-	-	1	2	-	-	-	-	-	-	-
Angola	2	-	-	-	-	-	-	1	-	-	1	-	-	-	-
Pakistan	2	-	-	-	-	2	-	-	-	-	-	-	-	-	-
Ethiopia	1	-	-	-	-	1	-	-	-	-	-	-	-	-	-
France	1	-	-	-	-	-	-	1	-	-	-	-	-	-	-
Kyrgyzstan	1	-	-	-	-	-	-	1	-	-	-	-	-	-	-
Total	390	35	0	26	79	76	60	70	7	24	13	0	0	0	0

Overview about illegal state border crossing by individual BCU PF in 2010 and 2011

BCU PF	2010	2011
Zboj	14	35
Topoľa	13	-
Ulič	62	26
Ubl'a	88	79
Podhorod'	82	76
Petrovce	121	60
Vyšné Nemecké	75	70
Maťovské Vojkovce	17	7
Veľké Slemence	19	24
Čierna nad Tisou	4	13
Airport Bratislava	12	-
Airport Poprad	-	-
Airport Košice	-	-
Little airports	-	-
Total	507	390

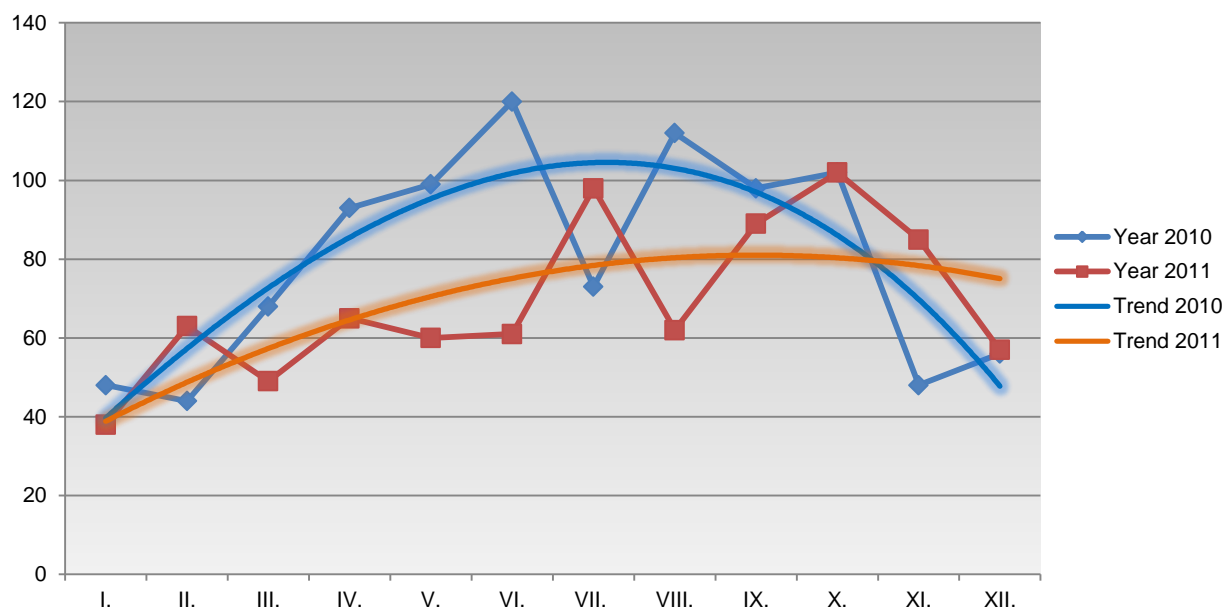
Illegal state border crossing by the Border Control Units of the Police Force in 2010 and 2011



2.2 Illegal Stay in the Territory of the Slovak Republic

Overview of illegal stay by individual months of years in 2010 and 2011

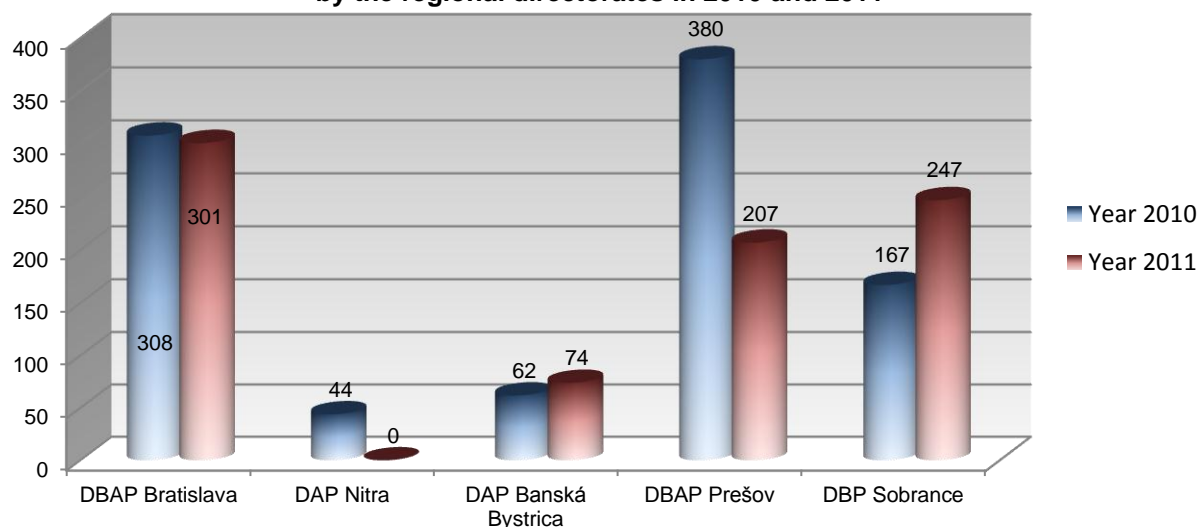
	Total	I.	II.	III.	IV.	V.	VI.	VII.	VIII.	IX.	X.	XI.	XII.
2010	961	48	44	68	93	99	120	73	112	98	102	48	56
2011	829	38	63	49	65	60	61	98	62	89	102	85	57



Overview about illegal stay by regional directorates of BBAP: 2010 a 2011

	2010	2011
DBAP Bratislava	308	301
DAP Nitra	44	---
DAP Banská Bystrica	62	74
DBAP Prešov	380	207
DBP Sobrance	167	247
Total	961	829

**Illegal stay in the territory of SR
by the regional directorates in 2010 and 2011**



Overview about illegal stay by regional directorates of BBAP, place of apprehension and previous entry in 2011

regional directorates of BBAP	NP						
	Total	Inland after:			At BCP et exit from SR	Persons apprehended by authorities of other country	Inland borders
		Legal entry to SR	Illegal entry to SR	Unknown entry to SR			
DBAP Bratislava	301	129	121	6	1	44	-
DAP Banská Bystrica	74	35	35	3	-	1	-
DBAP Prešov	207	34	147	16	5	5	-
DBP Sobrance	247	-	25	-	222	-	-
TOTAL	829	198	328	25	228	50	0

Overview about illegal stay by regional directorates of BBAP in 2011

Nationality	Total	Thereof:			
		DBAP Bratislava	DAP B. Bystrica	DBAP Prešov	DBP Sobrance
Ukraine	353	97	14	27	215
Somalia	104	3	4	86	11
Viet Nam	39	24	4	9	2
Afghanistan	38	22	2	14	-
Republic of Moldova	33	3	2	22	6
China	30	20	6	4	-
Russian Federation	26	11	9	2	4
Turkey	25	12	9	3	1
Macedonia	15	14	1	-	-
Pakistan	15	11	1	3	-
Serbia	14	12	2	-	-
Iraq	10	4	-	6	-
Korea Republic	8	3	5	-	-
Armenia	7	3	-	3	1
India	7	5	1	1	-
United States	7	1	1	5	-
Libyan Arab Jamahiriya	6	2	1	3	-
Algeria	5	3	-	2	-
Bangladesh	5	2	-	3	-
Kazakhstan	5	-	1	-	4
Nigeria	5	5	-	-	-
Egypt	4	3	1	-	-
Georgia	4	2	1	-	1
Croatia	4	4	-	-	-
Iran	4	3	1	-	-
Lebanon	4	4	-	-	-
Bulgaria	3	2	1	-	-
Brazil	3	2	-	1	-
Mongolia	3	2	-	1	-
Côte d'Ivoire	3	-	-	3	-
Romania	3	3	-	-	-
Syrian Arab Republic	3	2	-	1	-
Tunisia	3	2	1	-	-
Azerbaijan	2	1	-	1	-
Benin	2	-	2	-	-
Canada	2	-	1	1	-
Kuwait	2	1	-	1	-
Areas not elsewhere specified (Kosovo)	2	2	-	-	-
Palestinian Territory Occupied	2	1	-	-	1
Stateless	1	1	-	-	-
Belarus	1	-	-	-	1
Bosnia and Herzegovina	1	1	-	-	-
Ethiopia	1	1	-	-	-
Israel	1	-	-	1	-
Jordan	1	-	-	1	-
South Africa	1	-	-	1	-
Cameroon	1	1	-	-	-
Kenya	1	1	-	-	-
Cuba	1	1	-	-	-
Lao People's Democratic Republic	1	1	-	-	-
Morocco	1	1	-	-	-
Mexico	1	-	1	-	-
Namibia	1	-	-	1	-
Not specified	1	-	1	-	-
Poland	1	-	1	-	-
Saudi Arabia	1	-	-	1	-
Senegal	1	1	-	-	-
Thailand	1	1	-	-	-
TOTAL	829	301	74	207	247

Overview about illegal stay by regional directorates of BBAP in 2011

Nationality	Total	Thereof:				
		DBAP Bratislava	DAP Nitra	DAP B. Bystrica	DBAP Prešov	DBP Sobrance
Ukraine	322	123	8	15	33	143
Somalia	105	5	-	-	91	9
Afghanistan	94	17	-	-	71	6
Republic of Moldova	67	9	-	-	55	3
China	59	31	2	6	20	-
Viet Nam	52	31	2	6	13	-
Russian Federation	35	10	2	12	6	5
Pakistan	24	4	4	-	16	-
India	22	6	1	2	13	-
Serbia	21	16	1	4	-	-
Georgia	18	3	-	2	13	-
Palestinian Territory Occupied	16	3	1	-	12	-
Korea Republic	15	9	1	5	-	-
United States	14	5	2	3	4	-
Nigeria	12	4	4	1	3	-
Iraq	7	3	2	-	2	-
Algeria	6	-	-	1	5	-
Turkey	6	3	1	1	1	-
Brazil	5	-	4	1	-	-
Saudi Arabia	5	1	-	-	4	-
Armenia	4	-	-	-	3	1
Jordan	4	2	2	-	-	-
Macedonia	4	2	2	-	-	-
Egypt	3	2	1	-	-	-
Croatia	3	1	-	-	2	-
Iran	3	2	1	-	-	-
Sri Lanka	3	1	-	-	2	-
Syrian Arab Republic	3	-	-	-	3	-
Benin	2	-	-	2	-	-
Stateless	2	1	-	-	1	-
Israel	2	1	-	-	1	-
Kenya	2	2	-	-	-	-
Malaysia	2	-	2	-	-	-
Morocco	2	1	1	-	-	-
Albania	1	1	-	-	-	-
Angola	1	1	-	-	-	-
Australia	1	-	-	-	1	-
Bulgaria	1	1	-	-	-	-
Guinea	1	1	-	-	-	-
Canada	1	-	-	-	1	-
Cuba	1	-	-	-	1	-
Kuwait	1	1	-	-	-	-
Lebanon	1	1	-	-	-	-
Libyan Arab Jamahiriya	1	1	-	-	-	-
Namibia	1	-	-	-	1	-
Peru	1	-	-	-	1	-
Poland	1	-	-	1	-	-
Romania	1	1	-	-	-	-
Senegal	1	1	-	-	-	-
Tajikistan	1	-	-	-	1	-
Tunisia	1	1	-	-	-	-
TOTAL	961	308	44	62	380	167

Overview about illegal stay by individual regional directorates of BBAP in 2011

DBAP Bratislava

Nationality	Total	Thereof:							
		APU PF Bratislava	APU PF Dunajská Streda	APU PF Nitra	APU PF Nové Zámky	APU PF Trnava	BCU PF Airport - Bratislava Ružinov	AU PF Gbely Adamov	MU PF Bratislava
Ukraine	97	85	3	1	2	3	1	-	2
Viet Nam	24	10	2	1	-	2	-	4	5
Afghanistan	22	4	-	-	-	17	-	1	-
China	20	12	3	1	-	-	-	1	3
Macedonia	14	1	-	2	2	9	-	-	-
Serbia	12	3	1	-	-	6	-	-	2
Turkey	12	4	1	2	1	4	-	-	-
Pakistan	11	2	-	1	1	7	-	-	-
Russian Federation	11	4	1	1	-	2	2	1	-
India	5	3	-	-	-	2	-	-	-
Nigeria	5	1	1	-	-	-	2	-	1
Croatia	4	1	1	1	-	1	-	-	-
Iraq	4	2	-	-	-	1	-	1	-
Lebanon	4	4	-	-	-	-	-	-	-
Algeria	3	-	1	-	-	-	-	1	1
Armenia	3	1	-	-	-	1	-	1	-
Egypt	3	-	2	-	-	-	-	1	-
Iran	3	2	-	-	-	-	-	1	-
Korea Republic	3	-	-	-	-	3	-	-	-
Republic of Moldova	3	1	2	-	-	-	-	-	-
Romania	3	3	-	-	-	-	-	-	-
Somalia	3	3	-	-	-	-	-	-	-
Bangladesh	2	1	-	-	-	-	-	1	-
Brazil	2	-	1	1	-	-	-	-	-
Bulgaria	2	-	-	-	-	-	-	-	2
Georgia	2	-	1	-	-	1	-	-	-
Libyan Arab Jamahiriya	2	2	-	-	-	-	-	-	-
Areas not elsewhere specified (Kosovo)	2	1	-	-	-	1	-	-	-
Mongolia	2	2	-	-	-	-	-	-	-
Syrian Arab Republic	2	-	-	-	-	1	-	1	-
Tunisia	2	1	-	-	-	-	-	1	-
Azerbaijan	1	1	-	-	-	-	-	-	-
Stateless	1	-	1	-	-	-	-	-	-
Bosnia and Herzegovina	1	-	-	-	1	-	-	-	-
Ethiopia	1	1	-	-	-	-	-	-	-
Cameroon	1	-	1	-	-	-	-	-	-
Kenya	1	1	-	-	-	-	-	-	-
Cuba	1	-	1	-	-	-	-	-	-
Kuwait	1	1	-	-	-	-	-	-	-
Lao People's Democratic Republic	1	1	-	-	-	-	-	-	-
Morocco	1	1	-	-	-	-	-	-	-
Palestinian Territory	1	1	-	-	-	-	-	-	-
Senegal	1	-	-	-	-	-	-	-	1
United States	1	-	1	-	-	-	-	-	-
Thailand	1	1	-	-	-	-	-	-	-
TOTAL	301	161	24	11	7	61	5	15	17

DAP Banská Bystrica

Nationality	Total	Thereof:			
		APU PF Banská Bystrica	APU PF Rimavská Sobota	APU PF Trenčín	APU PF Žilina
Ukraine	14	-	1	4	9
Russian Federation	9	2	-	-	7
Turkey	9	-	-	-	9
China	6	1	-	1	4
Korea Republic	5	-	-	1	4
Somalia	4	-	-	-	4
Viet Nam	4	-	2	2	-
Afghanistan	2	-	-	2	-
Benin	2	1	-	-	1
Republic of Moldova	2	1	-	-	1
Serbia	2	-	-	-	2
Bulgaria	1	-	-	1	-
Canada	1	-	-	-	1
Egypt	1	-	1	-	-
Georgia	1	1	-	-	-
India	1	-	1	-	-
Iran	1	-	-	-	1
Kazakhstan	1	1	-	-	-
Libyan Arab Jamahiriya	1	-	-	1	-
Macedonia	1	-	-	1	-
Mexico	1	-	-	-	1
Not specified	1	-	1	-	-
Pakistan	1	-	1	-	-
Poland	1	-	-	-	1
United States	1	1	-	-	-
Tunisia	1	-	-	1	-
TOTAL	74	8	7	14	45

DBAP Prešov

Nationality	Total	Thereof:					
		APU PF Košice	APU PF Michalovce	APU PF Prešov	BCU PF Airport Košice	BCU PF Airport Poprad	AU PF Humenné
Somalia	86	12	45	4	-	-	25
Ukraine	27	10	14	1	1	-	1
Republic of Moldova	22	5	16	1	-	-	-
Afghanistan	14	14	-	-	-	-	-
Viet Nam	9	1	-	1	7	-	-
Iraq	6	-	-	-	2	-	4
United States	5	5	-	-	-	-	-
China	4	1	2	1	-	-	-
Armenia	3	-	-	-	-	-	3
Bangladesh	3	-	2	1	-	-	-
Libyan Arab Jamahiriya	3	2	-	1	-	-	-
Pakistan	3	2	1	-	-	-	-
Côte d'Ivoire	3	1	2	-	-	-	-
Turkey	3	-	1	-	2	-	-
Algeria	2	-	-	-	1	-	1
Russian Federation	2	-	2	-	-	-	-
Azerbaijan	1	-	1	-	-	-	-
Brazil	1	-	1	-	-	-	-
Canada	1	1	-	-	-	-	-
India	1	-	-	1	-	-	-
Israel	1	1	-	-	-	-	-
Jordan	1	1	-	-	-	-	-
South Africa	1	1	-	-	-	-	-
Kuwait	1	-	-	-	-	-	1
Mongolia	1	-	-	-	1	-	-
Namibia	1	-	-	1	-	-	-
Saudi Arabia	1	1	-	-	-	-	-
Syrian Arab Republic	1	-	-	-	-	-	1
TOTAL	207	58	87	12	14	0	36

DBP Sobrance

Nationality	Total	Thereof BCU PF:									
		Zboj	Topoľa	Ulič	Ubl'a	Podhorod'	Petrovce	Vyšné Nemecké	Maťovské Vojkovce	Veľké Slence	Čierna nad Tisou
Ukraine	215	1	-	-	34	-	1	166	-	5	8
Somalia	11	-	7	-	-	-	-	4	-	-	-
Moldova	6	-	-	-	3	-	-	3	-	-	-
Kazakhstan	4	-	-	-	-	-	-	2	-	-	2
Russian Federation	4	-	-	-	-	-	-	3	-	-	1
Viet Nam	2	-	2	-	-	-	-	-	-	-	-
Armenia	1	-	-	1	-	-	-	-	-	-	-
Belarus	1	-	-	-	-	-	-	1	-	-	-
Georgia	1	-	-	-	1	-	-	-	-	-	-
Palestinian Territory Occupied	1	-	-	-	-	-	-	1	-	-	-
Turkey	1	-	-	-	-	-	-	-	-	-	1
TOTAL	247	1	9	1	38	0	1	180	0	5	12

2.3 Unaccompanied Minors Apprehended for Illegal Border Crossing and Illegal Stay

Unaccompanied minors apprehended for illegal border crossing and illegal stay in 2011

Nationality	Unaccompanied minors		
	Total	Illegal border crossing	Illegal stay
Somalia	113	51	62
Afghanistan	11	2	9
Republic of Moldova	9	5	4
Bangladesh	3	3	-
Pakistan	2	2	-
Ethiopia	1	1	-
Kuwait	1	-	1
Palestinian Territory Occupied	1	-	1
Côte d'Ivoire	1	-	1
Romania	1	-	1
Russian Federation	1	1	-
Ukraine	1	-	1
TOTAL	145	65	80

2.4 Applications for Asylum

Overview about all applications for asylum in 2011

Nationality	Number of applications for asylum
Somalia	78
Afghanistan	75
Georgia	62
Republic of Moldova	41
Russian Federation	38
India	24
Viet Nam	22
Pakistan	15
China	13
Iran (Islamic Republic of)	13
Turkey	12
Armenia	10
Syrian Arab Republic	10
Serbia	9
Algeria	8
Bangladesh	8
Iraq	8
Ukraine	8
Democratic Republic of the Congo	7
Cuba	3
Nigeria	3
Benin	2
Stateless	2
Egypt	2
Croatia	2
Palestinian Territory, Occupied	2
Tajikistan	2
Thailand	2
Azerbaijan	1
Belarus	1
Cameroon	1
Libyan Arab Jamahiriya	1
Mongolia	1
Namibia	1
Unknown	1
Côte d'Ivoire	1
Sri Lanka	1
Tunisia	1
Total	491

Data source: Information system (IS MIGRA)

Overview about applications for asylum from the number of illegal migrants apprehended illegal border crossing and illegal stay in 2011

	Apprehended illegal migrants	Thereof number of applications for asylum
ILLEGAL STATE BORDER CROSSING	390	130
ILLEGAL STAY	829	200
TOTAL	1 219	330

Overview about applications for asylum from the number of illegal migrants apprehended illegal border crossing and illegal stay in 2010

	Apprehended illegal migrants	Thereof number of applications for asylum
ILLEGAL STATE BORDER CROSSING	516	73
ILLEGAL STAY	961	236
TOTAL	1 477	309

Overview about applications for asylum from the number of illegal migrants apprehended illegal border crossing and illegal stay by nationality in 2011

Nationality	Total	Thereof:	
		ILLEGAL STATE BORDER CROSSING	ILLEGAL STAY
Somalia	75	29	46
Afghanistan	59	20	39
Republic of Moldova	41	15	26
Georgia	37	35	2
Russian Federation	18	17	1
Viet Nam	15	-	15
China	10	-	10
Turkey	10	-	10
Pakistan	9	-	9
Iraq	7	-	7
Armenia	7	1	6
Democratic Republic of the Congo	7	7	-
Syrian Arab Republic	7	4	3
Algeria	5	-	5
Bangladesh	4	-	4
Ukraine	4	1	3
Iran (Islamic Republic of)	2	-	2
Benin	2	-	2
Azerbaijan	1	-	1
Belarus	1	1	-
Egypt	1	-	1
India	1	-	1
Libyan Arab Jamahiriya	1	-	1
Mongolia	1	-	1
Namibia	1	-	1
Palestinian Territory, Occupied	1	-	1
Côte d'Ivoire	1	-	1
Serbia	1	-	1
Tunisia	1	-	1
Total	330	130	200

Overview about applications for asylum from the number of illegal migrants apprehended illegal border crossing and illegal stay by nationality in 2010

Nationality	Total	Thereof:	
		ILLEGAL STATE BORDER CROSSING	ILLEGAL STAY
Afghanistan	62	15	47
Republic of Moldova	57	19	38
Georgia	24	13	11
Somalia	21	10	11
Russian Federation	20	6	14
Pakistan	18	-	18
Viet Nam	18	-	18
China	17	-	17
India	12	-	12
Ukraine	10	1	9
Iran (Islamic Republic of)	8	5	3
Palestinian Territory, Occupied	7	-	7
Nigeria	6	1	5
Algeria	5	-	5
Iraq	5	-	5
Serbia	5	-	5
Armenia	4	1	3
Sri Lanka	2	-	2
Syrian Arab Republic	2	-	2
Angola	1	-	1
Stateless	1	1	-
Belarus	1	1	-
Guinea	1	-	1
Cuba	1	-	1
Turkey	1	-	1
Total	309	73	236

2.5 Counterfeiting and Alteration of Travel, Residence and Other Documents

Overview of number of detected counterfeit and altered travel documents, visas, residence permits, border crossing stamps and other documents by the place of detection in 2010 and 2011

	2010	2011
External border total	139	201
Thereof: Land border	127	201
Air border	12	-
Inland total	33	39
Thereof:: DBAP Bratislava	23	21
DAP Banská Bystrica	4	3
DBAP Prešov	5	5
DAP Nitra	1	-
DBP Sobrance	-	10
Total	172	240

Counterfeiting of travel documents, visas, residence permits, border crossing stamps and other documents in 2010 and 2011

	2010	2011
Travel documents	65	28
Visa	1	7
Residence permits	8	22
Border-crossing stamps	82	174
Others documents	16	9
Total	172	240

Counterfeiting of travel documents, visas, residence permits, border crossing stamps and other documents by the place of detection in 2011

	Total	Thereof:				
		Travel documents	Visa	Residence permits	Border-crossing stamps	Other documents
External border total	201	2	7	18	174	0
Thereof:						
Land border	201	2	7	18	174	0
Airports (non-Schengen flights)	0	-	-	-	-	-
Inland total	39	26	0	4	0	9
Thereof:						
DBAP Bratislava	21	15	-	3	-	3
DAP Banská Bystrica	3	1	-	-	-	2
DBAP Prešov	5	1	-	1	-	3
DBP Sobrance	10	9	-	-	-	1
Total	240	28	7	22	174	9

Counterfeiting of travel documents, visas, residence permits, border crossing stamps and other documents by the place of detection in 2010

	Total	Thereof:				
		Travel documents	Visa	Residence permits	Border-crossing stamps	Other documents
External border total	139	46	1	3	81	8
Thereof:						
Land border	127	34	1	3	81	8
Airports (non-Schengen flights)	12	12	-	-	-	-
Inland total	33	19	-	5	1	8
Thereof:						
DBAP Bratislava	23	16	-	2	1	4
DAP Nitra	1	1	-	-	-	-
DAP Banská Bystrica	4	1	-	1	-	2
DBAP Prešov	5	1	-	2	-	2
Total	172	65	1	8	82	16

Counterfeiting of travel documents, visas, residence permits, border crossing stamps and other documents by the place of detection in 2011

	Nationality	State of origin*	Total	Thereof:				
				Travel documents	Visa	Residence permits	Border-crossing stamps	Others documents
External land border	Ukraine	Germany	2	-	1	1	-	-
	Ukraine	Estonia	1	-	-	-	1	-
	Ukraine	Slovakia	16	-	-	-	16	-
	Ukraine	Slovakia, Romania	2	-	-	-	2	-
	Ukraine	Greece	1	-	-	1	-	-
	Ukraine	Poland	148	-	1	-	147	-
	Ukraine	Hungary	4	-	-	-	4	-
	Ukraine	Australia	1	-	1	-	-	-
	Ukraine	Turkey	1	-	1	-	-	-
	Ukraine	Italy	1	-	-	1	-	-
	Democratic Republic of the Congo	Belgium	10	-	-	10	-	-
	Angola	Portugal	1	-	-	1	-	-
	Republic of Moldova	Spain	2	-	-	2	-	-
	Angola	Italy	2	1	-	1	-	-
	Armenia	Greece	3	-	-	1	2	-
	Russian Federation	Netherlands	2	-	2	-	-	-
	Belarus	Poland	2	-	-	-	2	-
	Ukraine	Ukraine	1	1	-	-	-	-
Ukraine	Portugal	1	-	1	-	-	-	
Total			201	2	7	18	174	0
Inland	Algeria	Belgium	1	-	-	1	-	-
	Czech Republic	United States of America	1	-	-	-	-	1
	China	China	3	-	-	-	-	3
	Ukraine	Hungary	1	-	-	1	-	-
	Nigeria	Austria	3	2	-	1	-	-
	Nigeria	Slovakia	1	-	-	1	-	-
	Ukraine	Slovakia	5	4	-	-	-	1
	China	Slovakia	2	1	-	-	-	1
	Czech Republic	Slovakia	1	-	-	-	-	1
	Republic of Moldova	Portugal	2	1	-	-	-	1
	Iraq	Iraq	1	1	-	-	-	-
	Republic of Moldova	Romania	6	6	-	-	-	-
	Viet Nam	Slovakia	1	1	-	-	-	-
	Nigeria	Nigeria	2	2	-	-	-	-
	Democratic Republic of the Congo	Democratic Republic of the Congo	2	2	-	-	-	-
	Russian Federation	Romania	2	2	-	-	-	-
	Ukraine	Ukraine	1	1	-	-	-	-
	China	Bulgaria	2	2	-	-	-	-
Senegal	France	1	1	-	-	-	-	
Russian Federation	Russian Federation	1	-	-	-	-	1	
Total			39	26	0	4	0	9
Total			240	28	7	22	174	9

* State of origin – the State that issued the documents were forged

Counterfeiting of travel documents, visas, residence permits, border crossing stamps and other documents by the place of detection in 2010

	Nationality	State of origin	Total	Thereof:				
				Travel documents	Visa	Residence permits	Border-crossing stamps	Others documents
External land border	Ukraine	Poland	54	-	-	-	54	-
	Ukraine	Poland / Slovakia	9	-	-	-	9	-
	Ukraine	Poland / Romania	2	-	-	-	2	-
	Ukraine	Hungary	12	-	-	-	12	-
	Ukraine	Slovakia	5	2	-	-	3	-
	Ukraine	Estonia	2	1	-	-	-	1
	Ukraine	Lithuania	6	4	-	-	-	2
	Ukraine	Russian Federation	1	-	1	-	-	-
	Ukraine	Bulgaria	9	8	-	-	-	1
	Ukraine	Spain	1	-	-	1	-	-
	Ukraine	Italy	1	-	-	-	1	-
	Georgia	Portugal	1	-	-	1	-	-
	Turkey	Germany	1	-	-	1	-	-
	Republic of Moldova	Romania	14	13	-	-	-	1
	Republic of Moldova	Bulgaria	5	3	-	-	-	2
Republic of Moldova	Lithuania	3	2	-	-	-	1	
Russian Federation	Romania	1	1	-	-	-	-	
Total			127	34	1	3	81	8
External air border	Iran (Islamic Republic of)	Bulgaria	5	5	-	-	-	-
	Unknown	Japan	3	3	-	-	-	-
	Unknown	Spain	1	1	-	-	-	-
	Nigeria	Austria	3	3	-	-	-	-
Total			12	12	-	-	-	-
Inland	Nigeria	Nigeria	1	1	-	-	-	-
	Nigeria	Spain	1	-	-	1	-	-
	Senegal	Gambia	1	1	-	-	-	-
	Senegal	Spain	1	-	-	1	-	-
	Republic of Moldova	Romania	1	1	-	-	-	-
	Serbia	Slovakia	2	2	-	-	-	-
	Cameroon	Cameroon	2	2	-	-	-	-
	Viet Nam	Viet Nam	1	1	-	-	-	-
	Ukraine	Slovakia	3	2	-	-	-	1
	Morocco	Italy	4	-	-	2	-	2
	China	China	2	-	-	-	-	2
	China	Slovakia	1	1	-	-	-	-
	The former Yugoslav Republic of Macedonia	Belgium	1	-	-	-	1	-
	Russian Federation	Russian Federation	1	-	-	-	-	1
	Serbia	Serbia	2	-	-	-	-	2
	Somalia	Somalia	3	3	-	-	-	-
	Iran (Islamic Republic of)	Israel	1	1	-	-	-	-
	Romania	Romania	1	1	-	-	-	-
	Haiti	Portugal	1	1	-	-	-	-
	Nigeria	Spain	1	-	-	1	-	-
Democratic Republic of the Congo	France	1	1	-	-	-	-	
Unknown	Slovakia	1	1	-	-	-	-	
Total			33	19	0	5	1	8
Total			172	65	1	8	82	16

Methods of counterfeiting and alteration of travel documents by the place of detection in 2011

	Total	Thereof:							
		A	B	C	D	E	F	G	H
External border total	2	0	0	1	0	0	0	1	0
Thereof: Land border	2	-	-	1	-	-	-	1	-
Airports (non-Schengen flights)	0	-	-	-	-	-	-	-	-
Inland total	26	1	3	0	2	0	3	12	5
Thereof: DBAP Bratislava	15	1	3	-	1	-	3	2	5
DAP Banská Bystrica	1	-	-	-	1	-	-	-	-
DBAP Prešov	1	-	-	-	-	-	-	1	-
DBP Sobrance	9	-	-	-	-	-	-	9	-
Total	28	1	3	1	2	0	3	13	5

- A. photo substitution,
 B. data change in the travel document,
 C. data alteration in the travel document,
 D. change of pages in the travel document ,
 E. genuine document – blank passport personalised by unauthorized subject,
 F. look a like,
 G. falsified travel documents,
 H. genuine documents issued by the authorized subject to an illegitimate person (e.g. because of corruption or due to submitting of false documents, which are used when the travel documents are issued).

Methods of counterfeiting and alteration of travel documents by the place of detection in 2010

	Total	Thereof:							
		A	B	C	D	E	F	G	H
External border total	46	1	13	0	8	0	3	21	0
Thereof: Land border	34	1	8	-	8	-	-	17	-
Airports (non-Schengen flights)	12	-	5	-	-	-	3	4	-
Inland total	19	3	1	1	3	0	3	8	0
Thereof: DBAP Bratislava	16	2	1	1	3	-	2	7	-
DAP Nitra	1	1	-	-	-	-	-	-	-
DAP Banská Bystrica	1	-	-	-	-	-	1	-	-
DBAP Prešov	1	-	-	-	-	-	-	1	-
Total	65	4	14	1	11	0	6	29	0

2.6 Refusal of Entry

Refusal of entry at the external border by border type, nationality and reason for refusals in 2010 and 2011

Reason for refusals	2010			2011		
	Total	Thereof:		Total	Thereof:	
		Land border	Air border		Land border	Air border
A	5	5	-	27	27	-
B	11	7	4	24	24	-
C	209	206	3	184	183	1
D	2	2	-	14	14	-
E	495	495	-	223	223	-
F	53	53	-	34	34	-
G	27	27	-	58	58	-
H1	81	75	6	39	37	2
H2	7	7	-	0	-	-
I	0	-	-	0	-	-
§ 6 par. 1 point. a)*	0	-	-	1	-	1
Total	890	877	13	604	600	4

* § 6 par. 1 point. a) Act No. 48/2002 on Residence of Foreigners

Reasons according to Regulation of the European Parliament and the Council (ES) No 562/2006, which determines Schengen Borders Code:

A – has no valid travel document,

B – has a false/counterfeit/forged travel document,

C – has no valid visa or residence permit,

D – has a false/counterfeit/forged visa or residence permit,

E – has no appropriate documentation justifying the purpose and conditions of stay,

F – has already stayed for three months during a six-month period in the territory of Member States of the EU,

G – does not have sufficient means of subsistence to the period and form of stay, or the means to return to the country of origin or transit,

H1 – is the person, who was accorded the caution for the purposes of entry refusal in SIS,

H2 – is the person, who was accorded the caution for the purposes of entry refusal in the inlands evidence,

I – is considered to be a threat to public policy, internal security, public health or the international relations of Member States of EU.

Refusals of entry in 2011

		Reason for refusals											
		Total	Thereof:										
	A		B	C	D	E	F	G	H1	H2	I	§ 6 par. 1 point. a)	
LAND BORDER	Ukraine	557	26	22	162	4	221	34	58	30	-	-	-
	Russian Federation	17	-	-	13	2	-	-	-	2	-	-	-
	Republic of Moldova	6	-	-	-	2	2	-	-	2	-	-	-
	Belarus	4	-	2	1	-	-	-	-	1	-	-	-
	Georgia	4	1	-	3	-	-	-	-	-	-	-	-
	Democratic Republic of the Congo	3	-	-	-	3	-	-	-	-	-	-	-
	Angola	2	-	-	-	2	-	-	-	-	-	-	-
	Turkey	2	-	-	2	-	-	-	-	-	-	-	-
	Armenia	1	-	-	-	1	-	-	-	-	-	-	-
	Israel	1	-	-	-	-	-	-	-	1	-	-	-
	Kazakhstan	1	-	-	1	-	-	-	-	-	-	-	-
	Serbia	1	-	-	-	-	-	-	-	1	-	-	-
	Uzbekistan	1	-	-	1	-	-	-	-	-	-	-	-
TOTAL	600	27	24	183	14	223	34	58	37	0	0	0	
AIR BORDER	India	1	-	-	-	-	-	-	-	1	-	-	-
	Jamaica	1	-	-	1	-	-	-	-	-	-	-	-
	Nigeria	1	-	-	-	-	-	-	-	1	-	-	-
	Romania	1	-	-	-	-	-	-	-	-	-	-	1
	TOTAL	4	0	0	1	0	0	0	0	2	0	0	1
TOTAL	604	27	24	184	14	223	34	58	39	0	0	1	

Refusals of entry in 2010

		Reason for refusals											
		Total	Thereof:										
	A		B	C	D	E	F	G	H1	H2	I		
LAND BORDER	Ukraine	837	5	7	195	-	484	53	25	61	7	-	
	Russian Federation	15	-	-	8	-	5	-	-	2	-	-	
	Republic of Moldova	13	-	-	1	-	4	-	-	8	-	-	
	Belarus	4	-	-	-	-	2	-	1	1	-	-	
	Turkey	2	-	-	-	1	-	-	1	-	-	-	
	Morocco	2	-	-	2	-	-	-	-	-	-	-	
	Montenegro	1	-	-	-	-	-	-	-	1	-	-	
	Georgia	1	-	-	-	1	-	-	-	-	-	-	
	Kyrgyzstan	1	-	-	-	-	-	-	-	1	-	-	
	The former Yugoslav Republic of Macedonia	1	-	-	-	-	-	-	-	1	-	-	
	TOTAL	877	5	7	206	2	495	53	27	75	7	0	
AIR BORDER	Unknown	4	-	4	-	-	-	-	-	-	-	-	
	India	3	-	-	-	-	-	-	-	3	-	-	
	Albania	2	-	-	-	-	-	-	-	2	-	-	
	Algeria	1	-	-	-	-	-	-	-	1	-	-	
	Nigeria	1	-	-	1	-	-	-	-	-	-	-	
	Pakistan	1	-	-	1	-	-	-	-	-	-	-	
	Serbia	1	-	-	1	-	-	-	-	-	-	-	
	TOTAL	13	0	4	3	0	0	0	0	6	0	0	
TOTAL	890	5	11	209	2	495	53	27	81	7	0		

Refusals of entry at the external land border by individual border crossing points and reason for refusals in 2011

		Reason for refusals										
		Total	Thereof:									
			A	B	C	D	E	F	G	H1	H2	I
Ubľa		131	4	4	27	-	62	15	14	5	-	-
Thereof:	Ukraine	127	4	4	24	-	61	15	14	5	-	-
	Russian Federation	2	-	-	2	-	-	-	-	-	-	-
	Georgia	1	-	-	1	-	-	-	-	-	-	-
	Republic of Moldova	1	-	-	-	-	1	-	-	-	-	-
Vyšné Nemecké		405	23	18	146	9	126	18	36	29	-	-
Thereof:	Ukraine	376	22	16	132	4	125	18	36	23	-	-
	Russian Federation	10	-	-	9	-	-	-	-	1	-	-
	Republic of Moldova	5	-	-	-	2	1	-	-	2	-	-
	Belarus	4	-	2	1	-	-	-	-	1	-	-
	Democratic Republic of the Congo	2	-	-	-	2	-	-	-	-	-	-
	Georgia	2	1	-	1	-	-	-	-	-	-	-
	Turkey	2	-	-	2	-	-	-	-	-	-	-
	Angola	1	-	-	-	1	-	-	-	-	-	-
	Israel	1	-	-	-	-	-	-	-	1	-	-
	Serbia	1	-	-	-	-	-	-	-	1	-	-
	Uzbekistan	1	-	-	1	-	-	-	-	-	-	-
Veľké Slemence		48	-	-	5	-	34	1	7	1	-	-
Thereof:	Ukraine	48	-	-	5	-	34	1	7	1	-	-
Čierna nad Tisou		16	-	2	5	5	1	-	1	2	-	-
Thereof:	Ukraine	6	-	2	1	-	1	-	1	1	-	-
	Russian Federation	5	-	-	2	2	-	-	-	1	-	-
	Angola	1	-	-	-	1	-	-	-	-	-	-
	Armenia	1	-	-	-	1	-	-	-	-	-	-
	Democratic Republic of the Congo	1	-	-	-	1	-	-	-	-	-	-
	Georgia	1	-	-	1	-	-	-	-	-	-	-
	Kazakhstan	1	-	-	1	-	-	-	-	-	-	-
TOTAL	600	27	24	183	14	223	34	58	37	0	0	

Refusals of entry at the external land border by individual border crossing points and reason for refusals in 2010

		Reason for refusals										
		Total	Thereof:									
			A	B	C	D	E	F	G	H1	H2	I
Ubľa		115	-	-	13	-	83	10	7	2	-	-
Thereof:	Ukraine	115	-	-	13	-	83	10	7	2	-	-
Vyšné Nemecké		704	4	7	179	-	379	41	18	69	7	-
Thereof:	Ukraine	668	4	7	169	-	368	41	16	56	7	-
	Russian Federation	14	-	-	7	-	5	-	-	2	-	-
	Republic of Moldova	13	-	-	1	-	4	-	-	8	-	-
	Belarus	4	-	-	-	-	2	-	1	1	-	-
	Morocco	2	-	-	2	-	-	-	-	-	-	-
	Turkey	1	-	-	-	-	-	-	1	-	-	-
	Montenegro	1	-	-	-	-	-	-	-	1	-	-
	The former Yugoslav Republic of Macedonia	1	-	-	-	-	-	-	-	1	-	-
Veľké Slemence		39	1	-	1	-	33	2	2	-	-	-
Thereof:	Ukraine	39	1	-	1	-	33	2	2	-	-	-
Čierna nad Tisou		19	-	-	13	2	-	-	-	4	-	-
Thereof:	Ukraine	15	-	-	12	-	-	-	-	3	-	-
	Georgia	1	-	-	-	1	-	-	-	-	-	-
	Kyrgyzstan	1	-	-	-	-	-	-	-	1	-	-
	Russian Federation	1	-	-	1	-	-	-	-	-	-	-
	Turkey	1	-	-	-	1	-	-	-	-	-	-
TOTAL	877	5	7	206	2	495	53	27	75	7	0	

Refusals of entry at the external air border by individual border crossing points and reason for refusals in 2011

		Reason for refusals											
		Total	Thereof:										
			A	B	C	D	E	F	G	H1	H2	I	§ 6 par. 1 point. a)
Airport Bratislava		4	-	-	1	-	-	-	-	2	-	-	1
Thereof:	India	1	-	-	-	-	-	-	-	1	-	-	-
	Jamaica	1	-	-	1	-	-	-	-	-	-	-	-
	Nigeria	1	-	-	-	-	-	-	-	1	-	-	-
	Romania	1	-	-	-	-	-	-	-	-	-	-	1
Airport Poprad		0	-	-	-	-	-	-	-	-	-	-	-
Airport Košice		0	-	-	-	-	-	-	-	-	-	-	-
Little airports		0	-	-	-	-	-	-	-	-	-	-	-
TOTAL		4	0	0	1	0	0	0	0	2	0	0	1

Refusals of entry at the external air border by individual border crossing points and reason for refusals in 2010

		Reason for refusals											
		Total	Thereof:										
			A	B	C	D	E	F	G	H1	H2	I	
Airport Bratislava		11	-	4	1	-	-	-	-	-	6	-	-
Thereof:	Unknown	4	-	4	-	-	-	-	-	-	-	-	-
	India	3	-	-	-	-	-	-	-	-	3	-	-
	Albania	2	-	-	-	-	-	-	-	-	2	-	-
	Algeria	1	-	-	-	-	-	-	-	-	1	-	-
	Nigeria	1	-	-	1	-	-	-	-	-	-	-	-
Airport Poprad		1	-	-	1	-	-	-	-	-	-	-	-
Thereof:	Pakistan	1	-	-	1	-	-	-	-	-	-	-	-
Airport Košice		1	-	-	1	-	-	-	-	-	-	-	-
Thereof:	Serbia	1	-	-	1	-	-	-	-	-	-	-	-
Little airports		0	-	-	-	-	-	-	-	-	-	-	-
TOTAL		13	0	4	3	0	0	0	0	0	6	0	0

2.7 Facilitation of Illegal migration

2.7.1 Human Smuggling

Documented cases of human smuggling in 2010 a 2011

	2010	2011
Documented cases of human smuggling	54	47
Cases in which suspects of facilitators were accused	30	35
Number of identified facilitators	147	122
Number of accused facilitators	81	92
Number of smuggled migrants	1 095	796
Number of detected migrants	468	153
Number of documented deeds	178	173

Human smuggling by border types and border sections in 2011

	Number of documented cases	Number of identified facilitators	Number of accused facilitators	Number of smuggled migrants	Number of apprehended migrants with facilitator
External Border Total	14	42	30	327	67
Thereof:					
Land Border	14	42	30	327	67
Airports (non-Schengen flights)	0	0	0	0	0
Internal Border Total	10	31	21	239	9
Thereof:					
State border with Austria	1	8	4	160	0
State border with Hungary	4	18	14	63	0
State border with Czech Republic	0	0	0	0	0
State border with Poland	5	5	3	13	6
Airports (intra-Schengen flights)	0	0	0	3	3
Inland	23	49	38	230	77
Total	47	122	92	796	153

Number of facilitators and facilitated migrants by nationality in 2011

Facilitators		Illegal Migrants		
Nationality	Number	Nationality	Facilitated	Thereof apprehended
Afghanistan	2	Afghanistan	151	49
Armenia	3	Armenia	3	-
Bangladesh	1	Bangladesh	2	-
Belarus	1	Russian Federation (Chechen)	7	7
Czech Republic	1	China	3	-
China	2	Philippines	50	-
Lithuania	1	Georgia	3	-
Macedonia	1	India	55	-
Unknown.	12	Areas not elsewhere specified (Kosovo)	13	-
Pakistan	2	Kuwait	2	-
Poland	1	Republic of Moldova	5	5
Austria	1	Macedonia	1	-
Russian Federation	1	Pakistan	59	-
Slovakia	64	Palestinian Territory Occupied	3	3
Serbia	1	Russian Federation	2	2
Turkey	1	Somalia	79	19
Ukraine	26	Serbia	2	1
Viet Nam	1	Syrian Arab Republic	39	-
- - -	-	Turkey	9	8
- - -	-	Ukraine	279	59
- - -	-	Viet Nam	29	-
Total	122	Total	796	153

2.7.2 Organized and Criminal Groups of Smuggling

Organized and criminal groups of smuggling in 2011

Groups	Number of investigated cases	Number of cases in which suspects were accused	Facilitators Total	Number of accused facilitators
Organized	12	9	73	59*
Criminal	-	-	-	-
Other organised groups (e.g. reduced taxes and insurance)	-	-	-	-

* 3 facilitators were accused in 2010

Illegal migration with facilitation by criminal acts in 2011

NUCIM	Number of investigated cases	Number of cases in which suspects were accused	Number of accused facilitators
Facilitation / Organised groups (§ 355/2a, 3d, § 138 i), § 171/2a, § 356 Penal Code)	12	9	56
Facilitation - accomplice (§ 355/1, 2a Penal Code)	22	18	23
Facilitation / illegal work (§ 356 Penal Code)	7	4	6
Facilitation – marriage in convenience (§ 356 Penal Code)	6	4	7
TOTAL	47	35	92

Data provided by NUCIM

2.8 Return Policy and Persons Taken Over to Slovakia

2.8.1 Readmission

Overview of the persons handed and taken over according to Readmission Agreements related in 2010 a 2011

Readmission Agreement with state:	2010		2011	
	Persons handed over	Persons taken over	Persons handed over	Persons taken over
Ukraine	308	5	138	3
Austria	2	2	2	-
Hungary	5	6	10	7
Czech Republic	1	11	1	33
Poland	-	1	1	-
Switzerland	-	3	-	-
Germany	-	-	-	1
Russian Federation	-	-	1	-
Spain	1	-	-	-
Total	317	28	153	44

Note:

The hand over and take over persons according the readmission agreements in the reporting period are included .

Overview of the persons handed and taken over according to Readmission Agreements related to illegal migration in 2011

Nationality	Total	Thereof:					
		Ukraine	Austria	Hungary	Czech Republic	Poland	Russian Federation
Republic of Moldova	53	53	-	-	-	-	-
Somalia	30	30	-	-	-	-	-
Russian Federation	16	15	-	-	-	-	1
Georgia	11	10	-	1	-	-	-
Afghanistan	11	11	-	-	-	-	-
Ukraine	10	10	-	-	-	-	-
Viet Nam	7	6	-	1	-	-	-
Pakistan	4	-	-	4	-	-	-
Armenia	2	2	-	-	-	-	-
Serbia	2	-	-	2	-	-	-
China	1	-	-	-	1	-	-
Kyrgyzstan	1	1	-	-	-	-	-
Macedonia	1	-	1	-	-	-	-
Areas not elsewhere specified (Kosovo)	1	-	-	1	-	-	-
Turkey	1	-	1	-	-	-	-
Poland	1	-	-	-	-	1	-
Syrian Arab Republic	1	-	-	1	-	-	-
Total	153	138	2	10	1	1	1

Overview of the persons handed over from Slovakia to Ukraine according to the Readmission Agreement in 2010 a 2011

Nationality	2010
Republic of Moldova	124
Afghanistan	61
Georgia	42
Ukraine	31
Russian Federation	10
Somalia	10
Pakistan	8
Palestinian Territory Occupied	6
Armenia	5
Iraq	2
Nigeria	2
India	2
Bangladesh	1
China	1
Iran	1
Turkey	1
Rwanda	1
Total	308

Nationality	2011
Republic of Moldova	53
Somalia	30
Russian Federation	15
Afghanistan	11
Georgia	10
Ukraine	10
Viet Nam	6
Armenia	2
Kyrgyzstan	1
---	-
---	-
---	-
---	-
---	-
---	-
---	-
---	-
---	-
Total	138

Overview of the persons taken over to Slovakia according to Readmission Agreements related to illegal migration in 2011

Nationality	Total	Thereof:					
		Ukraine	Austria	Hungary	Czech Republic	Poland	Germany
Afghanistan	10	-	-	-	10	-	-
Serbia	8	-	-	-	8	-	-
Pakistan	4	-	-	-	4	-	-
Turkey	4	-	-	1	3	-	-
Lebanon	4	-	-	4	-	-	-
Russian Federation	4	2	-	-	1	-	1
Macedonia	4	-	-	-	4	-	-
France	1	1	-	-	-	-	-
Croatia	1	-	-	-	1	-	-
Unknown	1	-	-	1	-	-	-
Areas not elsewhere specified (Kosovo)	1	-	-	-	1	-	-
Romania	1	-	-	1	-	-	-
Viet Nam	1	-	-	-	1	-	-
Total	44	3	0	7	33	0	1

2.8.2 Voluntary Returns

Overview of voluntary returns according to country of return and projects in year 2011

Country of return	Total	Thereof:				
		Project „A“	Project „B“	Project „C“	Project „D“	Project „E“
Ukraine	26	-	1	-	-	25
Viet Nam	19	-	3	-	-	16
China	10	-	1	-	-	9
Russian Federation	7	-	-	-	-	7
Republic of Moldova	6	-	1	-	-	5
Turkey	6	-	1	-	-	5
Georgia	5	-	-	-	-	5
Serbia	4	-	-	-	-	4
Armenia	3	-	-	-	-	3
Iran	2	-	-	-	-	2
Egypt	1	-	-	1	-	-
Croatia	1	-	-	-	-	1
India	1	-	-	-	-	1
Iraq	1	-	-	-	-	1
Areas not elsewhere specified (Kosovo)	1	-	-	-	-	1
Macedonia	1	-	-	-	-	1
Tunisia	1	-	-	-	-	1
Total	95	0	7	1	0	87

Data issued by IOM

Note:

Voluntary returns – include foreigner returns from Police Detention Centres for Aliens and from asylum institutions of the Migration Office of MOI SR.

Project „A“ - Strengthening the mechanisms and harmonisation of the standards in the field of voluntary returns of illegal migrants in Member States of the Central Europe.

Project „B“ - Helping to return and reintegration of unsuccessful asylum seekers and illegal migrants from the Slovak Republic to the country of origin (1.4.2010 – 28.2.2011).

Project „C“ - Cooperation Agreement between the International Organization for Migration and the Ministry of Interior of the Slovak Republic to assist the return of unsuccessful asylum seekers and illegal migrants to their country of origin.

Project "D" - Help the return and reintegration of unsuccessful asylum seekers and illegal migrants from Slovakia to the country of origin and assistance in the return and reintegration of unsuccessful asylum seekers and illegal migrants from Slovakia to the country of origin.

Project „E“ - Help the return and reintegration of unsuccessful asylum seekers and illegal migrants from Slovakia to the country of origin and assistance in the return and reintegration of unsuccessful asylum seekers and illegal migrants from Slovakia to the country of origin III (od 1.3.2011).

2.8.3 Dublin Transfers

Transfers realized according to the Council Regulation 2003/343/EC (Dublin Regulation) by countries in 2011

Country	Total	Thereof:	
		Persons handed over	Persons taken over
Austria	75	12	63
Germany	24	-	24
Switzerland	23	1	22
United Kingdom of Great Britain and Northern Ireland	14	-	14
Czech Republic	9	1	8
Luxembourg	8	8	-
Netherlands	7	1	6
Hungary	5	3	2
Belgium	3	-	3
Sweden	3	1	2
France	2	-	2
Poland	2	2	-
Slovenia	2	-	2
Denmark	1	-	1
Spain	1	1	-
Total	179	30	149

Data source: Information system (MIGRA)

**Transfers realized according to the Council Regulation 2003/343/EC (Dublin Regulation)
by nationality in 2011**

Nationality	Total	Thereof:	
		Persons handed over	Persons taken over
Georgia	30	-	30
India	24	-	24
Russian Federation	22	1	21
Nigeria	10	7	3
Turkey	10	9	1
Viet Nam	9	-	9
Afghanistan	7	1	6
Armenia	7	2	5
Iraq	7	2	5
China	4	-	4
Algeria	4	-	4
Pakistan	4	-	4
Somalia	4	-	4
Serbia	4	-	4
Thailand	4	-	4
Bangladesh	3	-	3
Palestinian Territory Occupied	3	-	3
Syrian Arab Republic	3	-	3
Egypt	2	-	2
Republic of Moldova	2	-	2
Ukraine	2	-	2
Stateless	2	-	2
Croatia	2	2	-
Azerbaijan	2	1	1
China	1	1	-
India	1	1	-
Cameroon	1	-	1
Democratic Republic of the Congo	1	1	-
Lebanon	1	1	-
Mongolia	1	-	1
Côte d'Ivoire	1	1	-
Sri Lanka	1	-	1
Total	179	30	149

Persons taken over to Slovakia by nationality according to Dublin Regulation in 2011

Nationality	Total	Countries											
		AT	DE	CH	GB	CZ	NL	BE	SE	HU	DK	FR	SI
Georgia	30	11	3	10	-	-	4	-	-	-	-	2	-
India	24	9	2	1	10	-	1	-	-	-	1	-	-
Russian Federation	21	12	4	4	-	1	-	-	-	-	-	-	-
Viet Nam	9	2	-	-	1	4	-	-	-	2	-	-	-
Afghanistan	6	1	1	3	-	-	-	1	-	-	-	-	-
Armenia	5	1	-	2	-	1	1	-	-	-	-	-	-
Iraq	5	1	2	-	1	-	-	1	-	-	-	-	-
Algeria	4	2	2	-	-	-	-	-	-	-	-	-	-
China	4	3	-	-	1	-	-	-	-	-	-	-	-
Pakistan	4	3	1	-	-	-	-	-	-	-	-	-	-
Somalia	4	-	3	-	-	-	-	-	1	-	-	-	-
Serbia	4	-	4	-	-	-	-	-	-	-	-	-	-
Thailand	4	1	1	1	-	1	-	-	-	-	-	-	-
Bangladesh	3	3	-	-	-	-	-	-	-	-	-	-	-
Nigeria	3	3	-	-	-	-	-	-	-	-	-	-	-
Palestinian Territory Occupied	3	2	-	1	-	-	-	-	-	-	-	-	-
Syrian Arab Republic	3	2	1	-	-	-	-	-	-	-	-	-	-
Stateless	2	1	-	-	-	-	-	-	-	-	-	-	1
Egypt	2	1	-	-	1	-	-	-	-	-	-	-	-
Republic of Moldova	2	2	-	-	-	-	-	-	-	-	-	-	-
Ukraine	2	-	-	-	-	1	-	-	-	-	-	-	1
Azerbaijan	1	1	-	-	-	-	-	-	-	-	-	-	-
Cameroon	1	-	-	-	-	-	-	1	-	-	-	-	-
Sri Lanka	1	1	-	-	-	-	-	-	-	-	-	-	-
Mongolia	1	-	-	-	-	-	-	-	1	-	-	-	-
Turkey	1	1	-	-	-	-	-	-	-	-	-	-	-
Total	149	63	24	22	14	8	6	3	2	2	1	2	2

Note:

AT- Austria	NL - Netherlands
DE - Germany	BE - Belgium
CH - Switzerland	HU - Hungary
GB - United Kingdom	SE - Sweden
CZ - Czech Republic	DK - Denmark
SI - Slovenia	FR - France

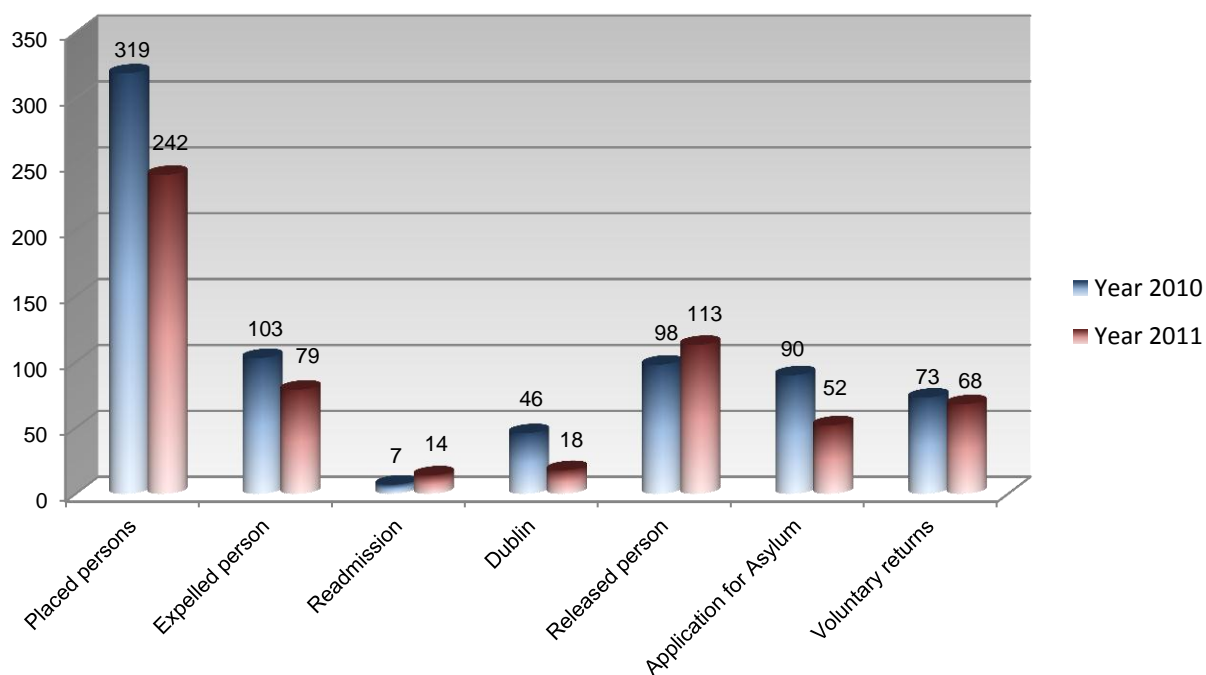
2.8.4 Activities of Police Detention Centres for Aliens

Activities of Police Detention Centres for Aliens in 2010 a 2011

	2010			2011		
	Total	Thereof:		Total	Thereof:	
		PDCA Medveďov	PDCA Sečovce		PDCA Medveďov	PDCA Sečovce
Placed person	319	175	144	242	171	71
Expelled person	103	73	30	79	60	19
Readmission	7	7	-	14	14	-
Dublin	46	27	19	18	15	3
Released person	98	47	51	113	54	59
Application for Asylum	90	37	53	52	35	17
Voluntary returns	73	37	36	68	45	23

Data provided by PDCA Medveďov and PDCA Sečovce

Activities of Police Detention Centres for Aliens in 2010 and 2011



Activities of Police Detention Centre for Aliens Medved'ov by nationality in 2011

Nationality	Thereof:						
	Placed persons	Expelled persons	Readmission	Dublin	Released persons	Application for Asylum	Voluntary returns
Afghanistan	13	-	-	-	10	13	-
Algeria	1	-	-	-	-	1	-
Armenia	1	-	-	1	-	-	-
Benin	2	-	-	-	2	2	-
Stateless	-	-	-	-	1	-	-
Bangladesh	-	-	-	-	1	-	-
Bulgaria	1	2	-	-	-	-	-
China	13	3	1	1	2	3	6
Ethiopia	1	-	-	-	-	-	-
Georgia	3	1	1	-	-	-	1
Croatia	2	1	-	-	-	-	1
India	5	3	-	1	5	-	-
Iraq	2	-	-	2	-	-	-
Democratic Republic of the Congo	-	-	-	1	-	2	-
Lebanon	-	-	-	1	-	-	-
Lithuania	1	-	-	-	-	-	-
Morocco	1	-	-	-	1	-	-
Republic of Moldova	1	1	-	-	1	1	-
Macedonia	4	4	1	-	2	-	-
Nigeria	5	-	-	7	1	-	-
Areas not elsewhere specified (Kosovo)	3	1	2	-	-	-	-
Pakistan	5	-	4	-	4	1	-
Palestinian Territory Occupied	1	-	-	-	1	1	-
Poland	-	-	1	-	-	-	-
Romania	1	-	-	-	-	-	-
Russian Federation	15	2	-	1	3	-	7
Senegal	1	-	-	-	-	-	-
Somalia	8	-	-	-	7	8	-
United States	1	-	-	-	1	-	-
Serbia	9	4	1	-	3	-	1
Sri Lanka	-	-	-	-	1	-	-
Syrian Arab Republic	-	-	1	-	-	-	-
Tunisia	1	-	-	-	-	-	-
Turkey	4	-	1	-	1	-	2
Ukraine	52	32	-	-	2	1	20
Viet Nam	14	6	1	-	5	2	7
Total	171	60	14	15	54	35	45

Data provided by PDCA Medved'ov

Activities of Police Detention Centre for Aliens Sečovce by nationality in 2011

Nationality	Thereof:						
	Placed persons	Expelled persons	Readmission	Dublin	Released persons	Application for Asylum	Voluntary returns
Afghanistan	6	-	-	1	29	-	-
Armenia	5	-	-	1	1	-	3
Azerbaijan	1	-	-	1	0	-	-
Stateless	-	-	-	-	1	-	-
China	1	-	-	-	2	1	1
Czech Republic	-	-	-	-	1	-	-
Georgia	1	1	-	-	1	-	2
India	1	-	-	-	1	1	-
Macedonia	1	-	-	-	-	-	1
Republic of Moldova	5	3	-	-	1	-	4
Namibia	1	1	-	-	-	1	-
Unknown	1	-	-	-	-	-	-
Pakistan	1	-	-	-	-	-	-
Russian Federation	4	-	-	-	2	-	-
Somalia	8	-	-	-	10	5	-
United States	1	-	-	-	1	-	-
Serbia	4	1	-	-	-	-	3
Tajikistan	-	-	-	-	1	1	-
Turkey	10	-	-	-	8	8	1
Ukraine	18	13	-	-	-	-	4
Viet Nam	2	-	-	-	0	-	4
Total	71	19	0	3	59	17	23

Data provided by PDCA Sečovce

2.8.5 Issued Decisions of Expulsion and Effective Returns

Number of issued decisions on expulsion in 2011

Nationality	Total	Illegal migration		Other	
		AE	JE	AE	JE
Ukraine	361	277	16	22	46
Republic of Moldova	66	60	6	-	-
Somalia	45	38	7	-	-
Russian Federation	32	31	1	-	-
Viet Nam	31	24	3	2	2
Afghanistan	24	24	-	-	-
China	24	18	6	-	-
Turkey	22	20	-	2	-
Georgia	10	9	1	-	-
Macedonia	10	10	-	-	-
Serbia	10	7	2	-	1
Korea Republic	8	7	-	1	-
India	6	5	1	-	-
Armenia	4	4	-	-	-
Romania	3	2	-	1	-
Egypt	3	3	-	-	-
Nigeria	3	3	-	-	-
Brazil	2	2	-	-	-
Croatia	2	1	-	-	1
Iran	2	2	-	-	-
Lebanon	2	2	-	-	-
Mongolia	2	2	-	-	-
Areas not elsewhere specified (Kosovo)	2	2	-	-	-
Pakistan	2	2	-	-	-
United States	2	2	-	-	-
Algeria	1	1	-	-	-
Azerbaijan	1	1	-	-	-
Bangladesh	1	1	-	-	-
Bulgaria	1	1	-	-	-
Belarus	1	1	-	-	-
Bosnia and Herzegovina	1	1	-	-	-
Ethiopia	1	1	-	-	-
Cameroon	1	1	-	-	-
Kazakhstan	1	1	-	-	-
Kuwait	1	1	-	-	-
Kyrgyzstan	1	1	-	-	-
Cuba	1	1	-	-	-
Lao People's Democratic Republic	1	1	-	-	-
Namibia	1	-	1	-	-
Unknown	1	1	-	-	-
Palestinian Territory Occupied	1	1	-	-	-
Côte d'Ivoire	1	1	-	-	-
Poland	1	-	-	1	-
Senegal	1	-	1	-	-
Syrian Arab Republic	1	1	-	-	-
Thailand	1	1	-	-	-
Tunisia	1	1	-	-	-
Total	700	576	45	29	50

Number of carried out decisions on expulsion from Slovakia in 2011

Nationality	Total	AE		JE		Voluntary return		Dublin
		Illegal migration	Other	Illegal migration	Other	After issued AE	Without issued AE	
Ukraine	311	202	15	22	47	22	3	-
Republic of Moldova	65	53	-	6	-	4	2	-
Viet Nam	33	9	-	3	1	11	9	-
Somalia	30	30	-	-	-	-	-	-
Russian Federation	26	17	-	1	-	7	-	1
Georgia	18	12	-	1	-	3	2	-
China	17	-	-	5	-	6	5	1
Turkey	15	1	-	-	-	3	3	8
Serbia	10	2	-	2	1	5	-	-
Afghanistan	9	9	-	-	-	-	-	-
Armenia	7	2	-	-	-	3	-	2
Macedonia	5	1	-	3	-	1	-	-
Nigeria	5	-	-	-	-	-	-	5
India	5	3	-	-	-	1	-	1
Areas not elsewhere specified (Kosovo)	3	2	-	-	1	-	-	-
Bulgaria	2	-	-	2	-	-	-	-
Croatia	2	-	-	-	1	1	-	-
Iran	2	-	-	-	-	-	2	-
Poland	2	2	-	-	-	-	-	-
Angola	1	1	-	-	-	-	-	-
Azerbaijan	1	-	-	-	-	-	-	1
Belarus	1	1	-	-	-	-	-	-
Czech Republic	1	-	1	-	-	-	-	-
Iraq	1	-	-	-	-	-	1	-
Kyrgyzstan	1	1	-	-	-	-	-	-
Democratic Republic of the Congo	1	-	-	-	-	-	-	1
Lebanon	1	-	-	-	-	-	-	1
Namibia	1	-	-	1	-	-	-	-
Total	576	348	16	46	51	67	27	21

Data source: Information system (IS MIGRA)

Note:

Illegal migration – this concerns foreigners, who were issued decision on administrative or judicial expulsion for the reasons, which relate to illegal migration

Other – this concerns foreigners, who were issued decision on administrative or judicial expulsion for the reasons, which do not relate to illegal migration (for example for smuggling cigarettes)

2.9 Unauthorized Transfer of Cigarettes through the External Border

Overview of number of detected smuggled cigarettes through the external border (§279 Penal Code) by individual months in 2011

Months	Total number of cigarettes	Land border			Air border		
		Total	Thereof:		Total	Thereof:	
			From SR	To SR		From SR	To SR
January	26 180	26 180	-	26 180	-	-	-
February	2 900 440	2 900 440	-	2 900 440	-	-	-
March	18 480	18 480	-	18 480	-	-	-
April	320 740	320 740	-	320 740	-	-	-
May	322 464	322 464	-	322 464	-	-	-
June	1 076 360	1 076 360	-	1 076 360	-	-	-
July	960	960	-	960	-	-	-
August	65 600	65 600	-	65 600	-	-	-
September	400	400	-	400	-	-	-
October	1 620	1 620	-	1 620	-	-	-
November	10 000	10 000	-	10 000	-	-	-
December	1 035 620	1 035 620	-	1 035 620	-	-	-
Total	5 778 864	5 778 864	0	5 778 864	0	0	0

Data provided by DBP Sobrance

Detected smuggled cigarettes in DBP Sobrance by place of detection in 2011

		Number of cases	Number of cigarettes	Price in €
Detected cigarettes at the border crossing points		31	73 264	6 928,45
Thereof	At person	6	1 920	207,56
	In the vehicles	19	14 320	1 504,27
	In the train	6	57 024	5 216,62
Cigarettes detected inland		30	5 705 600	819 381,24
Thereof	At person	6	2 740	304,90
	In the vehicles	12	193 240	22 874,47
	In the town	-	-	-
	In the forest	8	1 561 060	221 120,98
	In the river	4	3 948 560	575 080,89
Total		61	5 778 864	826 309,69

Detected smuggled cigarettes by individual BCU PF of DBP Sobrance and by place of detection in 2011

		Number of cause	Number of cigarettes	Price in €
BCU PF Zboj		1	4 000	531,08
Thereof:	Inland in the vehicles	1	4 000	531,08
BCU PF Topoľa		0	0	0
BCU PF Ulič		0	0	0
BCU PF Ubľa		26	170 640	24 938,05
Thereof:	At the border crossing point in the vehicles	18	10 720	1 106,91
	At the border crossing point at the person	6	1 920	207,56
	Inland at the person	0	0	0
	Inland in the wood	2	158 000	23 623,58
BCU PF Podhorod'		5	1 133 660	147 372,84
Thereof:	Inland in the wood	5	1 133 660	147 372,84
BCU PF Petrovce		1	269 400	50 124,56
Thereof:	Inland in the wood	1	269 400	50 124,56
BCU PF Vyšné Nemecké		1	3 600	397,36
Thereof:	At the border crossing point in the vehicles	1	3 600	397,36
BCU PF Maťovské Vojkovce		3	97 040	10 427,11
Thereof:	At the border crossing point in the train	1	48 480	4 120,80
	Inland in the river	2	48 560	6 306,31
BCU PF Veľké Slemence		3	740	91,90
Thereof:	Inland at the person	3	740	91,90
BCU PF Čierna nad Tisou		7	3 908 544	569 870,40
Thereof:	At the border crossing point in the train	5	8 544	1 095,82
	Inland in the river	2	3 900 000	568 774,58
MU PF BCU Sobrance		14	191 240	22 556,39
Thereof:	Inland in the vehicles	11	189 240	22 343,39
	Inland at the person	3	2 000	213,00
Total		61	5 778 864	826 309,69

Data provided by DBP Sobrance

2.10 Positive Hits in Police Records

Overview on number of apprehended persons and items based on searching and blocking police information records in 2011

		Total	Thereof:				
			DBAP Bratislava	DAP B. Bystrica	DBAP Prešov	DBP Sobrance	
Persons	Total	742	161	9	28	544	
	SIS	Third country nationals	591	69	5	15	502
		Nationals of EEA	43	22	-	2	19
	PATROS and INTERPOL	Third country nationals	27	11	2	2	12
		Nationals of EEA	81	59	2	9	11
Vehicles	Total	202	0	0	0	202	
	From this:	PATRMV a INTERPOL	36	-	-	-	36
		SIS	166	-	-	-	166
Items (documents)	Total	165	17	0	5	143	
	From this	PATRDOC a INTERPOL	46	12	-	4	30
		SIS	119	5	-	1	113
Persons, vehicles, items	Total	96	24	3	0	69	
		IBO	96	24	3	-	69

Positive hits on persons according to Article 96 of the Schengen Agreement by nationality in 2011

Nationality	Total	Thereof:			
		External land border	External air border	APU PF	Other units
Ukraine	43	41	-	-	2
Russia	2	1	-	1	-
Serbia	2	1	-	-	1
Albania	1	-	-	-	1
Belarus	1	1	-	-	-
Georgia	1	-	-	-	1
India	1	-	1	-	-
Iraq	1	-	-	-	1
Republic of Moldova	1	1	-	-	-
Nigeria	1	-	1	-	-
Total	54	45	2	1	6

Data provided by APD BBAP



Processed by:

**Analysis and Strategic Management Centre
Bureau of Border and Alien Police
Presidium of Police Force**

Ružinovská 1/B, 812 72 Bratislava
Tel: +421961050778, Fax: +421961059170
Email: uhcp@minv.sk
Internet: <http://www.minv.sk/?uhcp>
Intranet: <http://bratislava.intra.minv.sk/lokality/uhcp>